BIO -DATA

PERMANENT ADDRESS

MR. ARBIND KUMAR
S/O. SHRI. AMBIKA GOND
VILL-MATHIYA BASTI PANDEY,
POST-DEORIA,
DIST-KUSHINAGAR, ST-U.P.
MOB NO :- +91 8187908488
9807698568



PRESENT ADDRESS

MR. ARBIND KUMAR
C/O. INDU BUILDING ROOM NO. 15
CHINCH ALI, NEAR SHIVAJI TALAV,
GHANSOLI GAON,
NAVI MUMBAI-400701
MOB NO :- 9151431679

APPLIED FOR	:	6G TIG & ARC WELDER (CS & SS, DSS , ALLOY
NAME IN FULL	:	MR. ARBIND KUMAR
FATHER'S NAME	:	SHRI. AMBIKA GOND
DATE & PLACE OF BIRTH	:	05/11/1986/KUSHINAGAR, U.P.
EDUCATIONAL QUAL.	:	10TH PASSED
MARITAL STATUS	:	MARRIED
NATIONALITY / RELIGION	:	INDIAN/HINDU
LANGUAGES KNOWN	:	HINDI & ENGLISH

PASSPORT DETAIL:

PASSPORT NO	DATE OF ISSUE	DATE OF EXPIRY	PLACE OF ISSUE
R 0494761	29.05.2017	28.05.2027	LUCKNOW

WORK EXPERIENCE IN GULF:

S.	NAME OF COMPANY	DESIGNATION	PERIOD
1.	BASRAH HUNDAI+DAEHE & C	6G TIG & ARC WELDER	02.12.2023 TO 22.11.2024
2.	NSH. ENGG. ABU DHABI	6G TIG & ARC WELDER	10.03.2021 TO 02.01.2023
3.	SEEH AL-SARYA ENGG. LLC	6G TIG & ARC WELDER	17.10.2018 TO 24.09.2019
4.	AIR LIQUIDE (DUBAI)	6G TIG & ARC WELDER	24.07.2017 TO 13.08.2018
5	SAMSUNG ENGG. (UZBEKISTAN)	6G TIG & ARC WELDER	14.02.2015 TO 23.05.2015
6.	IENI SAIPEM (ABU DHABI)	6G TIG & ARC WELDER	12.09.2012 TO 27.12.2013

WORK EXPERIENCE IN INDIA:

S.N.	NAME OF COMPANY	DESIGNATION	PERIOD
1.	PUNJ LLOYD LTD.	6G TIG & ARC WELDER	22.07.2015 TO 12.04.2017
2.	FENS CONST. CO. LTD.	6G TIG & ARC WELDER	05.06.2014 TO 10.01.2015
3.	TECHNOMENT ICB PVT. LTD.	6G TIG & ARC WELDER	20.04.2012 TO 01.09.2012
4.	ESSAR	6G TIG & ARC WELDER	08.05.2011 TO 19.01.2012
5.	LARSEN & TOUBRO LTD.	6G TIG & ARC WELDER	10.09.2010 TO 23.10.2010
6	SIMPLEX INFRASTRUCTURE LTD.	6G TIG & ARC WELDER	22.07.2007 TO 10.06.2009
7.	GANNON DUNKERELEY & CO	6G TIG & ARC WELDER	03.04.2006 TO 20.03.2007

PLACE:

DATE:

(SIGNATURE OF APPLICANT)

CamScanner

Scanned with OKEN Scanner

इस पासपोर्ट में 36 पृष्ठ हैं। This passport contains 36 pages.

IMMIGRATION INDIA
A2-662
25 SEP 2019
NEW DELHI
A2662
D2230
IMMIGRATION INDIA
D4 - 230
08 NOV 2017
CSI AIRPORT, MUMBAI
DEPARTURE
D2230
IMMIGRATION INDIA
A3 - 262
16 AUG 2018
ARRIVAL
A262
CSI AIRPORT, MUMBAI
A262
IMMIGRATION INDIA
D3 - 169
16 OCT 2018
DEPARTURE
CSI AIRPORT, MUMBAI
D169

भारत गणराज्य REPUBLIC OF INDIA



टाईप / Type: P

राष्ट्र कोड / Country Code: IND

पासपोर्ट नं. / Passport No.: R0494761

उपनाम / Surname

दिया गया नाम / Given Name(s)
ARBIND KUMAR

राष्ट्रीयता / Nationality
भारतीय / INDIAN

लिंग / Sex
M

जन्म तारीख / Date of Birth
05/11/1986

जन्म स्थान / Place of Birth
KUSHINAGAR, UTTAR PRADESH

अरविन्द कुमार

जारी करने का स्थान / Place of Issue
LUCKNOW

जारी करने की तिथि / Date of Issue
29/05/2017

समाप्ति की तिथि / Date of Expiry
28/05/2027

P<IND<<ARBIND<KUMAR<<<<<<<<<<<<<<<<<<<<<<<<<<<<<<

R0494761<0IND8611057M2705284<<<<<<<<<<<<<<<<4

CamScanner
Scanned with OKEN Scanner

टिप्पणी / OBSERVATION

विविध सेवा / MISCELLANEOUS SERVICE

पिता / कानूनी अभिभावक का नाम / Name of Father / Legal Guardian

AMBIKA GOND

R0494761

माता का नाम / Name of Mother

HEWANTI DEVI

पति या पत्नी का नाम / Name of Spouse

PUJA GOND

पता / Address

VILL-MATHIYA BASTI PANDEY

POST-DEORIA PANDEY,KUSHI NAGAR

PIN:274301,UTTAR PRADESH,INDIA

पुराने पासपोर्ट का नं. और इसके जारी होने की तिथि एवं स्थान / Old Passport No. with Date and Place of Issue

P6713406 21/12/2016 LUCKNOW

फाईल नं./ File No.

LK1071017185817 - OLD PASSPORT REPORTED LOST

CamScanner

Scanned with OKEN Scanner

BASRAH UPGRADING

BASRAH REFINERY UPGRADING PROJECT

WELDER IDENTIFICATION



NAME : ARBIND KUMAR

Badge No : N/A

WELDER No: DAP-128

Subcontractor : DAEAH Engineering & Construction Co.Ltd

ISSUE BY :

BASRAH UPGRADING

BASRAH REFINERY UPGRADING PROJECT

WELDER IDENTIFICATION



NAME : ARBIND KUMAR

Badge No : N/A

WELDER No: DAP-128

Subcontractor : DAEAH Engineering & Construction Co.Ltd

ISSUE BY : T.T. Kim

BASRAH UPGRADING

BASRAH REFINERY UPGRADING PROJECT

WELDER IDENTIFICATION

NAME : ARBIND KUMAR

Badge No : N/A

WELDER No: DAP-128

Subcontractor : DAEAH Engineering & Construction Co.Ltd

ISSUE BY :

HYUNDAI ENGINEERING & CONSTRUCTION

JGC

BASRAH UPGRADING

DAP-128 / ARBIND KUMAR

GTAW / GT+SM

6G / PIPE

GTAW (11.08),GT+SM (Unlimited)

CS / AS / SS

CamScanner

Scanned with OKEN Scanner

Welder Performance Qualification in accordance with ASME IX

PROCESS	GTAW	GTAW + SMAW
MATERIAL	P-No.1, 4	P-No. 1, 4
DIAMETER	3/4" and Above	2-7/8" and Above
THICKNESS	11.08 mm	GTAW : 6 mm, SMAW : UNLIMITTED
POSITION	ALL POSITION	ALL POSITION
Remarks		

Welder Performance Qualification in accordance with ASME IX

PROCESS	GTAW	GTAW + SMAW
MATERIAL	P-No.1, 4, 8, 5A	P-No. 1, 4
DIAMETER	3/4" and Above	2-7/8" and Above
THICKNESS	11.08 mm	GTAW : 6 mm, SMAW : UNLIMITTED
POSITION	ALL POSITION	ALL POSITION
Remarks		

Welder Performance Qualification in accordance with ASME IX

PROCESS	GTAW	GTAW + SMAW
MATERIAL	P-No.1, 4, 8	P-No. 1, 4
DIAMETER	3/4" and Above	2-7/8" and Above
THICKNESS	11.08 mm	GTAW : 6 mm, SMAW : UNLIMITTED
POSITION	ALL POSITION	ALL POSITION
Remarks		

HYUNDAI ENGINEERING & CONSTRUCTION JGC BASRAH



DAR-1287 ARBIND KUMAR
GTAW / GT+SM
6G / PIPE
GTAW (11.08), GT+SM (Unlimited)
CS / AS / SS

CamScanner

Scanned with OKEN Scanner

DAEAH E&C
Engineering & Construction Co., Ltd.

Branch office Address: -

C-14 office, 1st flood, Amazon building, Lane 17, Section 615, Al-Arabi neighborhood, Baghdad, Republic of Iraq.

Date: 2024-11-22

CERTIFICATE OF EMPLOYMENT

NAME	:	ARBIND KUMAR
ID NUMBER	:	DAE-1048
NATIONALITY	:	INDIA
JOB TRADE	:	TIG WELDER
DIVISION	:	SMP
PASSPORT NO.	:	R0494761

Daeah Engineering & Construction Co. Ltd hereby certified the above person has been employed at Bashra Refinery Upgrading Project under the subcontract agreement by HDEC located at Basrah, Republic of Iraq in the above capacity during the following period.

From	:	2023-12-02
To	:	2024-11-22

During his tenure with us, we found him capable of doing the duties and responsibilities assigned to him.

We wish him every success in his future endeavors.

Certified by,

YUN SOO LEE
Admin Manager
IBRU Project, Bashra, Iraq

DAEAH ENGINEERING & CONSTRUCTION CO. LTD. IRAQ BASRAH

This certification is being issued upon the request of the above-named.

30F (Gasan-dong), Tower B, Daesung D-polis Knowledge Industry Center, Seobuset-gil 606, Geumcheon-gu,
Main: 02-3461-8885 Fax: 02-3461-8886, E-mail: wiliford@daeahenc.co.kr

CamScanner

Scanned with OKEN Scanner

BASRAH REFINERY UPGRADING PROJECT	Contractor Job Code	0-8494-20-0000
	Contract No	6360/B/2020
WELDER QUALIFICATION RECORD	Project Doc No	SP-000-16700-2003
	Page	1 of 1

Welder's Name: ARBIND KUMAR | 29-Jan-2024 | W/N: DAP-128



Welding process(es) used: GTAW | Type: MANUAL

Identification of WPS followed by welder during welding of test coupon: AGT-0808-N01

Base material(s) welded: A106 Gr.B + A106 Gr.B | Thickness: 5.54 mm (2" Sch 80)

Manual or Semi-automatic Variables for each Process	Actual Values	Range Qualified
Backing (metal, weld metal, welded from both sides, flux, etc)	WITHOUT	WITH & WITHOUT
P-No 8 to P-No 8	P-No 8	P-No 8
Plate / Pipe (enter diameter, if pipe)	2"	3/4" and Above
Filler metal specification (SFA) : SFA5.9 Classification	ER316L	ER316L
Filler metal F-No	6	6
Consumable insert for GTAW or PAW	N/A	N/A
Weld deposit thickness for each welding process	5.54 mm	11.08 mm
Welding position (1G, 5G, etc)	6G	ALL POSITION
Progression (Uphill / Downhill)	UP HILL	UP HILL
Backing gas for GTAW, PAW, or GTAW; fuel gas for OFW	YES	YES
GMAW transfer mode	N/A	N/A
Welding current type / polarity	DCEN	DCEN

Machine Welding Variables for the Process Used	Actual Values	Range Qualified
Direct / remote visual control	N/A	N/A
Automatic voltage control (GTAW)	N/A	N/A
Automatic joint tracking	N/A	N/A
Welding Position (1G, 5G, etc)	N/A	N/A
Consumable insert	N/A	N/A
Backing (metal, weld metal, welded from both sides, flux, etc.)	N/A	N/A

Guided Bend Test Result (If required)

Type of Guided Bend Test	Side Results	Trans. R & F Results	Long. R & F Results
N/A	N/A	N/A	N/A
N/A	N/A	N/A	N/A
N/A	N/A	N/A	N/A

Radiographic test results Report No. : WQT-DAE-RT-138 RT Results : ■ Accept ☐ Reject

(For alternative qualification of groove welds by radiography)

Fillet weld - Fracture test: N/A Length and percentage of defect: N/A mm

Macro test fusion: N/A Fillet leg size: ____ mm x ____ mm Concavity/convexity: ____ mm

Welding Test Conducted by

Mechanical Test Coducted by Laboratory Test No.

SUBCONTRACTOR	JGC / HDEC	EMPLOYER (If Required)
Name : VIRENDRA PRATAP NARAYAN	Name : MOHANRAM NARAYANAN	Name :
Signature :	Signature :	Signature :
Date : 29-Jan-2024	Date : 29-Jan-2024	Date :

DAEAH ENGINEERING & CONSTRUCTION CO. LTD. IRAQ BASRAH

CamScanner

Scanned with OKEN Scanner

BASRAH REFINERY UPGRADING PROJECT **WELDER QUALIFICATION RECORD**	Contractor Job Code	0-8494-20-0000
	Contract No	5360/B/2020
	Project Doc. No	SP-000-16700-2003
	Page	1 of 1

Welder's Name: ARBIND KUMAR 10-Feb-2024 W/N: DAP-128



Welding process(es) used: GTAW Type: MANUAL

Identification of WPS followed by welder during welding of test coupon: AGT-5A5A-Y01

Base material(s) welded: A106 Gr.B + A106 Gr.B Thickness: 5.54 mm (2" Sch. 80)

Manual or Semi-automatic Variables for each Process	Actual Values	Range Qualified
Backing (metal, weld metal, welded from both sides, flux, etc.)	WITHOUT	WITH & WITHOUT
P-No. 5A to P-No. 5A	P-No. 5A	P-No. 5A
Plate / Pipe (enter diameter, if pipe)	2"	3/4" and Above
Filler metal specification (SFA): SFA5.28 Classification	ER90S-B3	ER90S-B3
Filler metal F-No.	6	6
Consumable insert for GTAW or PAW	N/A	N/A
Weld deposit thickness for each welding process	5.54 mm	11.08 mm
Welding position (1G, 5G, etc.)	6G	ALL POSITION
Progression (Uphill / Downhill)	Uphill	Uphill
Backing gas for GTAW, PAW, or GTAW; fuel gas for OFW	YES	YES
GMAW transfer mode	N/A	N/A
Welding current type / polarity	DCEN	DCEN

Machine Welding Variables for the Process Used	Actual Values	Range Qualified
Direct / remote visual control	N/A	N/A
Automatic voltage control (GTAW)	N/A	N/A
Automatic joint tracking	N/A	N/A
Welding Position (1G, 5G, etc.)	N/A	N/A
Consumable insert	N/A	N/A
Backing (metal, weld metal, welded from both sides, flux, etc.)	N/A	N/A

Guided Bend Test Result (If required)

Type of Guided Bend Test	Side Results	Trans. R & F Results	Long. R & F Results
N/A	N/A	N/A	N/A
N/A	N/A	N/A	N/A
N/A	N/A	N/A	N/A

Radiographic test results Report No.: WQT-DAE-RT-145 RT Results: ■ Accept ☐ Reject

(For alternative qualification of groove welds by radiography)

Fillet weld - Fracture test: N/A Length and percentage of defect: N/A mm

Macro test fusion: N/A Fillet leg size: ____ mm x ____ mm Concavity/convexity: ____ mm

Welding Test Conducted by: ____

Mechanical Test Conducted by: Laboratory Test No.

SUBCONTRACTOR	JGC / HDEC	EMPLOYER (If Required)
Name: OMPEN PRATAP NARAYAN	Name : SAI KRISHNA	Name :
Signature:	Signature :	Signature :
Date: 10-Feb-2024	Date : 10-Feb-2024	Date :

DAEAH ENGINEERING & CONSTRUCTION CO. LTD. ● IRAQ ● BASRAH

CamScanner

Scanned with OKEN Scanner

BASRAH REFINERY UPGRADING PROJECT		Contractor Job Code: 0-8494-20-0000
		Contract No: 5360/B/2020
	WELDER QUALIFICATION RECORD	Project Doc. No: SP-000-16700-2003
		Page: 1 of 1

Welder's Name: ARBIND KUMAR | 27-Jan-2024 | W/N: DAP-128



Welding process(es) used: GTAW + SMAW | Type: MANUAL

Identification of WPS followed by welder during welding of test coupon: AGS-0404-Y01

Base material(s) welded: A106 Gr.B + A106 Gr.B | Thickness: 18.26 mm (6" Sch. 160)

Manual or Semi-automatic Variables for each Process	Actual Values	Range Qualified
Backing (metal, weld metal, welded from both sides, flux, etc.)	GTAW WITHOUT / SMAW WITH	GTAW WITH & WITHOUT / SMAW WITH
P-No. 4 to P-No. 4	P-No. 4	P-No. 4
Plate / Pipe (enter diameter, if pipe)	6"	2-7/8" and Above
Filler metal specification (SFA): SFA5.28 & SFA 5.5 Classification	ER80S-B2 & E8018-B2	ER80S-B2 & E8018-B2
Filler metal F-No.	6 & 4	6 & 4
Consumable insert for GTAW or PAW	N/A	N/A
Weld deposit thickness for each welding process	GTAW 3 mm SMAW 15.26 mm	GTAW 6 mm SMAW UNLIMITTED
Welding position (1G, 5G, etc.)	6G	ALL POSITION
Progression (Uphill / Downhill)	Uphill	Uphill
Backing gas for GTAW, PAW, or GTAW; fuel gas for OFW	N/A	N/A
GMAW transfer mode	N/A	N/A
Welding current type / polarity	DCEN & DCEP	DCEN & DCEP

Machine Welding Variables for the Process Used	Actual Values	Range Qualified
Direct / remote visual control	N/A	N/A
Automatic voltage control (GTAW)	N/A	N/A
Automatic joint tracking	N/A	N/A
Welding Position (1G, 5G, etc.)	N/A	N/A
Consumable insert	N/A	N/A
Backing (metal, weld metal, welded from both sides, flux, etc.)	N/A	N/A

Guided Bend Test Result (If required)

Type of Guided Bend Test	Side Results	Trans. R & F Results	Long. R & F Results
N/A	N/A	N/A	N/A
N/A	N/A	N/A	N/A
N/A	N/A	N/A	N/A

Radiographic test results — Report No.: WQT-DAE-RT-137 — RT Results: ■ Accept ☐ Reject

(For alternative qualification of groove welds by radiography)

Fillet weld - Fracture test: N/A — Length and percentage of defect: N/A mm

Macro test fusion: N/A — Fillet leg size: ____ mm x ____ mm — Concavity/convexity: ____ mm

Welding Test Conducted by

Mechanical Test Conducted by — Laboratory Test No.

SUBCONTRACTOR	JGC / HDEC	EMPLOYER (If Required)
Name : VIRAN PRATAP NARAYAN	Name : MOHANRAM NARAYANAN	Name :
Signature :	Signature :	Signature :
Date : 17-Jan-2024	Date : 17-Jan-2024	Date :

DAEAH ENGINEERING CONSTRUCTION CO. LTD. BASRAH IRAQ

CamScanner

Scanned with OKEN Scanner

BASRAH REFINERY UPGRADING PROJECT	Contractor Job Code	0-8434-20-0000
	Contract No	5360/B/2020
WELDER QUALIFICATION RECORD	Project Doc. No	SP-000-18700-2003
	Page	1 of 1

Welder's Name: ARBIND KUMAR | 27-Jan-2024 | W/N: DAP-128



Welding process(es) used: GTAW | Type: MANUAL

Identification of WPS followed by welder during welding of test coupon: AGT-0404-Y01

Base material(s) welded: A106 Gr B + A106 Gr B | Thickness: 8.74 mm (2" Sch. 160)

Manual or Semi-automatic Variables for each Process	Actual Values	Range Qualified
Backing (metal, weld metal, welded from both sides, flux, etc.)	WITHOUT	WITH & WITHOUT
P-No. 4 to P-No. 4	P-No. 4	P-No. 4
Plate / Pipe (enter diameter, if pipe)	2"	3/4" and Above
Filler metal specification (SFA): SFA5.28 Classification	ER80S-B2	ER80S-B2
Filler metal F-No.	6	6
Consumable insert for GTAW or PAW	N/A	N/A
Weld deposit thickness for each welding process	8.74 mm	17.48 mm
Welding position (1G, 5G, etc.)	6G	ALL POSITION
Progression (Uphill / Downhill)	Uphill	Uphill
Backing gas for GTAW, PAW, or GTAW; fuel gas for OFW	N/A	N/A
GMAW transfer mode	N/A	N/A
Welding current type / polarity	DCEN	DCEN

Machine Welding Variables for the Process Used	Actual Values	Range Qualified
Direct / remote visual control	N/A	N/A
Automatic voltage control (GTAW)	N/A	N/A
Automatic joint tracking	N/A	N/A
Welding Position (1G, 5G, etc.)	N/A	N/A
Consumable insert	N/A	N/A
Backing (metal, weld metal, welded from both sides, flux, etc.)	N/A	N/A

Guided Bend Test Result (If required)

Type of Guided Bend Test	Side Results	Trans. R & F Results	Long. R & F Results
N/A	N/A	N/A	N/A
N/A	N/A	N/A	N/A
N/A	N/A	N/A	N/A

Radiographic test results — Report No.: WQT-DAE-RT-137 — RT Results: ■ Accept ☐ Reject

(For alternative qualification of groove welds by radiography)

Fillet weld - Fracture test: N/A — Length and percentage of defect: N/A mm

Macro test fusion: N/A — Fillet leg size: ____ mm x ____ mm — Concavity/convexity: ____ mm

Welding Test Conducted by:

Mechanical Test Conducted by: — Laboratory Test No.

SUBCONTRACTOR	JGC / HDEC	EMPLOYER (If Required)
Name : VIREN PRATAP NARAYAN	Name : MOHANRAM NARAYANAN	Name :
Signature :	Signature :	Signature :
Date : 27-Jan-2024	Date : 27-Jan-2024	Date :

DAEAH ENGINEERING & CONSTRUCTION CO. LTD. IRAQ BASRAH

CamScanner

Scanned with OKEN Scanner

BASRAH REFINERY UPGRADING PROJECT		Contractor Job Code: 0-8494-20-0000
		Contract No: 5360/B/2020
WELDER QUALIFICATION RECORD		Project Doc. No: SP-000-16700-2003
		Page: 1 of 1

Welder's Name: ARBIND KUMAR 12-DEC-2023 W/N: DAP-128



Welding process(es) used: GTAW + SMAW Type: MANUAL

Identification of WPS followed by welder during welding of test coupon: AGS-0101-N01

Base material(s) welded: A106 Gr.B + A106 Gr.B Thickness: 18.26 mm (6" Sch. 160)

Manual or Semi-automatic Variables for each Process	Actual Values	Range Qualified
Backing (metal, weld metal, welded from both sides, flux, etc.)	GTAW WITHOUT / SMAW WITH	GTAW WITH & WITHOUT / SMAW WITH
P-No. 1 to P-No. 1	P-No. 1	P-No. 1
Plate / Pipe (enter diameter, if pipe)	6"	2-7/8" and Above
Filler metal specification (SFA): SFA5.18 & SFA 5.1 Classification	ER70S-6 & E7018-1	ER70S-6 & E7018-1
Filler metal F-No.	6 & 4	6 & 4
Consumable insert for GTAW or PAW	N/A	N/A
Weld deposit thickness for each welding process	GTAW 3 mm SMAW 15.26 mm	GTAW 6 mm SMAW UNLIMITTED
Welding position (1G, 5G, etc.)	6G	ALL POSITION
Progression (Uphill / Downhill)	Uphill	Uphill
Backing gas for GTAW, PAW, or GTAW; fuel gas for OFW	N/A	N/A
GMAW transfer mode	N/A	N/A
Welding current type / polarity	DCEN & DCEP	DCEN & DCEP

Machine Welding Variables for the Process Used	Actual Values	Range Qualified
Direct / remote visual control	N/A	N/A
Automatic voltage control (GTAW)	N/A	N/A
Automatic joint tracking	N/A	N/A
Welding Position (1G, 5G, etc.)	N/A	N/A
Consumable insert	N/A	N/A
Backing (metal, weld metal, welded from both sides, flux, etc.)	N/A	N/A

Guided Bend Test Result (If required)

Type of Guided Bend Test	Side Results	Trans. R & F Results	Long. R & F Results
N/A	N/A	N/A	N/A
N/A	N/A	N/A	N/A
N/A	N/A	N/A	N/A

Radiographic test results Report No.: WQT-DAE-RT-121 RT Results: ■ Accept ☐ Reject

(For alternative qualification of groove welds by radiography)

Fillet weld - Fracture test: N/A Length and percentage of defect: N/A mm

Macro test fusion: N/A Fillet leg size: ____ mm x ____ mm Concavity/convexity: ____ mm

Welding Test Conducted by

Mechanical Test Conducted by Laboratory Test No.

SUBCONTRACTOR	JGC / HDEC	EMPLOYER (If Required)
Name : ARJEN PRATAP NARAYAN	Name : SAI KRISHNA	Name :
Signature :	Signature :	Signature :
Date : 12-DEC-2023	Date : 12-DEC-2023	Date :

DAEAH ENGINEERING & CONSTRUCTION CO. LTD. IRAQ BASRAH

CamScanner

Scanned with OKEN Scanner

	BASRAH REFINERY UPGRADING PROJECT	Contractor Job Code: 0-8494-20-6666
BASRAHA	**WELDER QUALIFICATION RECORD**	Contract No: 5360/5/2020
		Project Doc. No: SP-666-16750-2003
		Page: 1 of 1

Welder's Name: ARBIND KUMAR | 12-DEC-2023 | W/N: DAP-128



Welding process(es) used: GTAW | Type: MANUAL

Identification of WPS followed by welder during welding of test coupon: AGT-0101-N01

Base material(s) welded: A106 Gr B + A106 Gr B | Thickness: 5.54 mm (2" Sch. 80)

Manual or Semi-automatic Variables for each Process	Actual Values	Range Qualified
Backing (metal, weld metal, welded from both sides, flux, etc.)	WITHOUT	WITH & WITHOUT
P-No. 1 to P-No. 1	P-No. 1	P-No. 1
Plate Pipe (enter diameter, if pipe)	2"	3/4" and Above
Filler metal specification (SFA): SFA5.18 Classification	ER70S-6	ER70S-6
Filler metal F-No.	6	6
Consumable insert for GTAW or PAW	N/A	N/A
Weld deposit thickness for each welding process	5.54 mm	11.08 mm
Welding position (1G, 5G, etc.)	6G	ALL POSITION
Progression (Uphill / Downhill)	UP HILL	UP HILL
Backing gas for GTAW, PAW, or GTAW; fuel gas for OFW	N/A	N/A
GMAW transfer mode	N/A	N/A
Welding current type / polarity	DCEN	DCEN

Machine Welding Variables for the Process Used	Actual Values	Range Qualified
Direct / remote visual control	N/A	N/A
Automatic voltage control (GTAW)	N/A	N/A
Automatic joint tracking	N/A	N/A
Welding Position (1G, 5G, etc.)	N/A	N/A
Consumable insert	N/A	N/A
Backing (metal, weld metal, welded from both sides, flux, etc.)	N/A	N/A

Guided Bend Test Result (If required)

Type of Guided Bend Test	Side Results	Trans. R & F Results	Long. R & F Results
N/A	N/A	N/A	N/A
N/A	N/A	N/A	N/A
N/A	N/A	N/A	N/A

Radiographic test results: Report No.: WQT-DAE-RT-121 | RT Results: ■ Accept ☐ Reject

(For alternative qualification of groove welds by radiography)

Fillet weld - Fracture test: N/A | Length and percentage of defect: N/A mm

Macro test fusion: N/A | Fillet leg size: ____ mm x ____ mm | Concavity/convexity: ____ mm

Welding Test Conducted by:

Mechanical Test Conducted by: Laboratory Test No.

SUBCONTRACTOR	JGC / HDEC	EMPLOYER (If Required)
Name: VIREN PRATAP NARAYAN	Name: SAI KRISHNA	Name:
Signature:	Signature:	Signature:
Date: 12-DEC-2023	Date: 12-DEC-2023	Date:

DAEAH ENGINEERING & CONSTRUCTION CO. LTD. IRAQ BASRAH

CamScanner

Scanned with OKEN Scanner

BASRAH REFINERY UPGRADING PROJECT

WELDER IDENTIFICATION



NAME :	ARBIND KUMAR		
Badge No :	N/A	WELDER No:	DAP-128
Subcontractor :	DAEAH Engineering & Construction Co.Ltd		
ISSUE BY :	Y. T. Kim		

Welder Performance Qualification In accordance with ASME IX

PROCESS	GTAW	GTAW + SMAW
MATERIAL	P-No.1, 4, 8, 5A	P-No. 1, 4
DIAMETER	3/4" and Above	2-7/8" and Above
THICKNESS	11.08 mm	GTAW : 6 mm, SMAW : UNLIMITTED
POSITION	ALL POSITION	ALL POSITION
Remarks		



CamScanner
Scanned with OKEN Scanner

SAMSUNG ENGINEERING

CBI

ADNOC

WELDER QUALIFICATION CARD

(☐: Initial Qualification, ■ : Renewal)



This is to certify that this person has been tested in accordance with the requirements of welding Code ASME Sec IX

Sub-contractor
QCM

Contractor
SQM

Company

214

SAMSUNG ENGINEERING

CBI

ADNOC

WELDER QUALIFICATION CARD

☐ : Initial Qualification, ■: Renewal)



This is to certify that this person has been tested in accordance with the requirements of welding Code ASME Sec IX

Sub-contractor
QCM

Contractor
SQM

Company

214

SAMSUNG ENGINEERING

CBI

ADNOC

WELDER QUALIFICATION CARD

☐ : Initial Qualification, ■ : Renewal)



This is to certify that this person has been tested in accordance with the requirements of welding Code ASME Sec IX

Sub-contractor
QCM

Contractor
SQM

Company

CamScanner

Scanned with OKEN Scanner

WELDER QUALIFICATION CARD	
Welder's Name	ARBIND KUMAR
Welder Stamp	NSP-170
WPS No.	SECL-GT-1.1-02
Welding Process	GTAW
P- No	P1 - 15F , 34, 41-49
F- No	6 (With/ With out backing)
Qualified Dia(min) / Thk (max).	1"OD to Unlimited/ Thk. 17.48 mm
Qualified Position	All
Date of issue	13/Mar/22
This Card on its own Qualifies the welder for 6 months from the date of issue. Beyond this date, Welding records must be consulted to ensure the welder's Qualification has been manitanined. 28145 12-Sep-22	

5652-QC-PA-007_005_RB

WELDER QUALIFICATION CARD		
Welder's Name	ARBIND KUMAR	
Welder Stamp	NSP-170	
WPS No.	SECL-GTSM-1.1-01	
Welding Process	GTAW	SMAW
P- No	P1 - 15F , 34, 41-49	P1 - 15F , 34, 41-49
F- No	6 With/ Without	1,2,3,4 with backing
Qualified Dia(min) / Thk (max).	Ø 73 mm/ Thk. 9.72 mm	Ø 73mm/ Unlimited
Qualified Position	All	ALL
Date of issue	04-Mar-22	04-Mar-22
This Card on its own Qualifies the welder for 6 months from the date of issue. Beyond this date, Welding records must be consulted to ensure the welder's Qualification has been manitanined. 28145 03-Sep-22		

5652-QC-PA-007_005_RB

WELDER QUALIFICATION CARD		
Welder's Name	ARBIND KUMAR	
Welder Stamp	NSP-170	
WPS No.	SECL-GTSM-8.8-321	
Welding Process	GTAW	SMAW
P- No	P1 - 15F , 34, 41-49	P1 - 15F , 34, 41-49
F- No	6 with backing	5 with backing
Qualified Dia(min) / Thk (max).	Ø 73 mm/ Thk. 10.12 mm	Ø 73mm/ Unlimited
Qualified Position	All	ALL
Date of issue	11-Sep-21	11-Sep-21
This Card on its own Qualifies the welder for 6 months from the date of issue. Beyond this date, Welding records must be consulted to ensure the welder's Qualification has been manitanined. 28145 10-Mar-22		

5652-QC-PA-007_005_RB

CamScanner

Scanned with OKEN Scanner

RADIOGRAPHIC EXAMINATION REPORT

Project No / Name : 5652 / ADNOC Refining CF Project		Request No.: NSH-RT-0403F	Report Date: NSH-GR-20215
Acceptance Criteria: ASME B31.3		Procedure No. : 5652-QC-PC-015-Rev.0	Report Date: 05. Apr. 2021
Materials :	ALLOY	Unit /Area No: Package - 2	Page 1 of 1
Joint Type:	BW		

Equipment

X-RAY ☐				GAMMA RAY ■			
Type	:	kV		Type	:	Ir 192	
Test Voltage	:	kV	mA	Source Size		2.7 x 3.0	
Focal Spot Size	:	mm x	mm	Exposure Time	:	240	Sec.
Exposure Time	:	FFD	mm	Activity	:	23 Ci SFD: 305	mm

Technique

Film Type	:	MX 125		IQI	TYPE :	ASTM 1B	
Film Size	:	10 X 40			Source Side ☐	Film Side	■
Technique	:	DWSI		Development	Manual ■	Automatic	☐
Screen Type/Thick.	: Lead	0.125mm		Technique	SWSI ☐	DWSI	■
Density Required	:	2.0~4.0			DWDI ☐	Panoramic	☐
Sensitivity Required	:	2.0%		Date of shooting :	04. Apr. 2021		
No. of Films / Cassette	:	1					

DWG/LINE No.	Joint No.	DIA	THK	Welder No.	Location S	Location F	Segment	Indication Type(*1)	Indication Size	Result ACC	Result REP	Result C-O	Result RS	No.of Films
5652-3501-PP-B-5114-071 3501-P-164 3023X2A	0075ASR	12"	12.70	NSP-170		F	0 - 26	EP @ 0 RC @ 21		ACC				4
							26 - 52	EP @ 30,50 SD @ 50		ACC				
							52 - 78	RC @ 71,75		ACC				
							78- 0	EP @ 105		ACC				

END

FIRST PRODUCTION JOINT WELDR NAME NSP-170/Arbind Kumar Ambika Gond - PWHT DATE : 31-3-2021

(*1) ABBREVIATION :				
	ACC-ACCEPTABLE	REP-REPAIR	RS-RESHOOT	C-O : CUT OUT & REWELD
	P-POROSITY	S-SLAG INCLUSION	LF-LACK OF FUSION	IP-INCOMPLETE
	C-CRACK	UC-UNDERCUT	TI-TUNGSTEN INCLUSION	CV-CONCAVITY
	S-SHOP, F-FIELD	CP-CLUSTER POROSITY	FD-FILM DEFECT	BT-BURN THROUGH

NDE Sub Con: GIS	Contractor: SECL	Company
Name: SRIDHAR S	Name:	Name:
Level: II	Level: II	Signature:
Date : 05. Apr. 2021	Signature:	Date: 05-Apr-21
Verified by: SUMESH	DATE: 05/04/2021	
Date : 05. Apr. 2021		
Signature:		

QC INSPECTOR CHECKED

Applus VELOSI

CamScanner
Scanned with OKEN Scanner

شركة سيح السرية للهندسة ش م م

SEEH AL - SARYA ENGINEERING LLC

Ref: Exp/2019/112

22 Sept 2019

TO WHOMSOEVER IT MAY CONCERN

This letter is to certify that Mr. **Arbind Kumar** of Indian Passport No. **R0494761**, was employed by **Seeh Al-Sarya Engineering LLC** in capacity of **Welder-DSS** from 17-Oct-2018 until 24-Sept-2019.

This certificate has been issued at the request of the employee without any commitment or liability on the part of the company.

With Best Regards,

For **Seeh Al-Sarya Engineering LLC**

Authorized Signatory

Seeh Al-Sarya Engineering L.L.C.
س.ت: ٥/٠٢٧٣١/٤
C.R. NO. 5/02731/4
P.O. Box: 1035 C.P.O.
Postal Code: 111
Sultanate of Oman

ص.ب: ١٠٣٥، الرمز البريدي: ١١١، البريد المركزي، سلطنة عمان، هاتف: ٢٤٤٩٩٧٧٠ / ٢٤٤٩٩٧٨٥ / ٢٤١٢٠٧٦٦، فاكس: ٢٤٤٩٩٧٧٥، س.ت: ٥/٠٢٧٣١/٤

P.O.Box: 1035, Postal Code : 111, C.P.O Sultanate Of Oman, Tel.: 24499770 / 24499785 / 24120766, Fax: 24499775, C.R. : 5/02731/4

www.seehalsaryaengg.com, E-mail: seehsary@omantel.net.om

JAS-ANZ ICS RI968/9464 - ISO14001:2015 & OHSAS18001:2007

JAS-ANZ ICS RQ968/002 - ISO9001:2015

CamScanner

Scanned with OKEN Scanner

شركة مبع لصنعة الهندسة ذ.م.م
SITRAL - SARYA ENGINEERING LLC

WELDER PERFORMANCE QUALITFICATION TEST RECORD

(Ref.Code : ASME Sec-IX , SP-1173 Ver 1.4)



Welder's Name : **ARBIND KUMAR** Identification No : **SAS 2925**

WPS No :SAS-105-WPS-P-DSS-12 | Test coupon ■ | Production weld ☐

Specification of base metal (s) : ASTM A790 UNS31803 | Thick: 2.87 mm | Tested Date: 04-12-2018

Testing Conditions and Qualification Limits

Welding Variables	Actual values	Range qualifi
Welding process (es)	GTAW	GTAW
Type (I.e, manual, semi-auto) used	Manual	Manual
Backing (metal, weld metal, double-welded, etc)	F6 without Backing	F6 With&Without Backing
Plate ☐ Pipe ■ enter diameter if pipe or tube)	OD 26.7 mm	OD 25 mm and above
Base metal P or S number to P or S number	P10H	P10H
Filler metal or electrode specification(s)(SFA) (info . only)	SFA 5.9	SFA 5.9
Filler metal or electrode classification(s) (info. only)	ER2594-ER2209	ER2594-ER2209
Filler metal F- number(s)	F6	F6
Consumable insert (GTAW or PAW)	NA	NA
Filler type (solid/metal or flux cored/powder) (GTAW or PAW)	Solid	Solid
Deposit thickness for each process	GTAW-2.87 mm	GTAW- 5.74 mm
Process1 GTAW 3 layers minimum Yes/ No	YES	YES
Process2 SMAW 3 layers minimum Yes/ No	NA	NA
Position qualified (2G,6G.3F etc)	6G	ALL
Vertical progression (uphill or downhill)	Up-hill	Up-hill
Type of fuel gas (OFW)	NA	NA
Inert gas backing (GTAW, PAW, GMAW)	With Backing	With Backing
Transfer mode (spray/globular or pulse to short circute-GMAW)	NA	NA
GTAW Current type/polarity(AC, DCEP,DCEN)	DCEN	DCEN

RESULTS

Visual examination of completed weld (QW-302.4): Acceptable

☐ Bend test ■Transvers root and face {QW-462.3(a): ☐ngitudinal root and face {QW-462.3(b): ■(QW-462.2):

☐ Pipe bend specimen, corrosion-resistant overlay{QW-462.5(c)}

☐ Plate bend specimen, corrosion-resistant overlay{QW-462.5(d)}

☐ Macro test fusion {QW-462.5(b)}: ☐ Macro test fusion {QW-462.5(e)}

Type	Result	Type	Result	Remarks

Alternative radiographic examination results (QW-191): Accepted WQT-55

Fillet weld -- Fracture test (QW-180) N/A Length % of defects N/A

Macro examination (QW-184) N/A Fillet S lze (in)____ X____ Concavity/ Convexity (in)

Other tests N/A

Film or specimen evaluated by : S. MURALITHARAN Company: NITHIN / GGE511C

Mechanical tests conducted by : Lonestar Alpha Laboratories Laboratory test No: LMMET-1803561

Welding supervised by : PRAVEEN

We certify that the statements in this record are correct and that the test coupons were prepared, welded, and tested in accordance with the requirements of Section IX of the ASME Boiler and Pressure Vessel Code.

SAS :	SAS 2680	CLIENT :	
Name :	S.MURALITHARAN	Name :	NITHIN.GR
Signature :		Signature :	GHESIC
Date :	20-01-19	Date :	21/01/19

CamScanner

Scanned with OKEN Scanner

WELDER PERFORMANCE QUALITFICATION TEST RECORD

(Ref.Code : ASME Sec IX , SP-1173 Ver 1.4)



Welder's Name : **ARBIND KUMAR** Identification No : **SAS 2923**

WPS No SAS-105-WPS-P-053-04 Test coupon ■ Production weld ☐

Specification of base metal (s) : ASTM A790 UNS31803 Thick: 12.7 mm Tested Date: 29-11-2018

Testing Conditions and Qualification Limits

Welding Variables	Actual values	Range qualified
Welding process (es)	GTAW	GTAW
Type (i.e, manual, semi-auto) used	Manual	Manual
Backing (metal, weld metal, double-welded, etc)	F6 without Backing	F6 With&Without Backing
Plate ☐ Pipe ■ enter diameter if pipe or tube)	OD 219.1 mm	OD 73mm and above
Base metal P or S number to P or S number	P10H	P10H
Filler metal or electrode specification(s)(SFA) (info . only)	SFA 5.9	SFA 5.9
Filler metal or electrode classification(s) (info. only)	ER2594-ER2209	ER2594-ER2209
Filler metal F- number(s)	F6	F6
Consumable insert (GTAW or PAW)	NA	NA
Filler type (solid/metal or flux cored/powder) (GTAW or PAW)	Solid	Solid
Deposit thickness for each process	GTAW-12.7	Up to 25.4 mm
Process1 GTAW 3 layers minimum Yes/ No	YES	YES
Process2 SMAW 3 layers minimum Yes/ No	NA	NA
Position qualified (2G,6G.3F etc)	6G	ALL
Vertical progression (uphill or downhill)	Up-hill	Up-hill
Type of fuel gas (OFW)	NA	NA
Inert gas backing (GTAW, PAW, GMAW)	With Backing	With Backing
Transfer mode (spray/globular or pulse to short circute-GMAW)	NA	NA
GTAW Current type/polarity(AC, DCEP,DCEN)	DCEN	DCEN

RESULTS

Visual examination of completed weld (QW-302.4): Acceptable

☐ Bend test ■ Transvers root and face (QW-462.3(a): ☐ ngitudinal root and face (QW-462.3(b): ■ (QW-462.2):

☐ Pipe bend specimen, corrosion-resistant overlay(QW-462.5(c))

☐ Plate bend specimen, corrosion-resistant overlay(QW-462.5(d))

☐ Macro test fusion (QW-462.5(b)): ☐ Macro test fusion (QW-462.5(e))

Type	Result	Type	Result	Remarks

Alternative radiographic examination results (QW-191): Accepted WQT-53

Fillet weld -- Fracture test (QW-180) N/A Length % of defects N/A

Macro examination (QW-184) N/A Fillet S ize (in) X Concavity/ Convexity (in)

Other tests N/A

Film or specimen evaluated by : S. MURALITHARAN Company: MOHAN RAJ / GGES11C

Mechanical tests conducted by : Lonestar Alpha Laboratories Laboratory test No: LMMET-1803504 Rev 0

Welding supervised by : PRAVEEN

We certify that the statements in this record are correct and that the test coupons were prepared, welded, and tested in accordance with the requirements of Section IX of the ASME Boiler and Pressure Vessel Code.

SAS :	SAS 2818	CLIENT :	
Name :	MICHAEL JP	Name :	NITHIN. GR
Signature :	Michael	Signature :	GGES11C
Date :	23-12-2018	Date :	24/12/18

CamScanner

Scanned with OKEN Scanner

SEEH AL-SARYA ENGINEERING LLC

WELDER QUALIFICATION CARD

NAME	ARBIND KUMAR
Company	Petroleum Development Oman



We certify that the welder has undergone the required performance test and has met all the requirements of the code **ASME SEC-IX PDO Specification - SP 1173 Ver.1.4**

WPS Tested: SAS-105-WPS-DSS-P-004

WPS Qualified:SAS-105-WPS-DSS-P-004, WPS-DSS-P-003, WPS-DSS-P-011, WPS-DSS-P-4FW

Welder No.: SAS 2925

SAS QA/QC Engineer	MICHAEL JP - Yibal
Signature & date	Michael 23-12-2018
PDO	NITHIN GR
Witnessed & Approved by PDO / Signature	ALESTIC.

Property of SAS and can be revoked by SAS

SEEH AL-SARYA ENGINEERING LLC

WELDER QUALIFICATION CARD

NAME	ARBIND Kumar
Company	Petroleum Development Oman



We certify that the welder has undergone the required performance test and has met all the requirements of the code **ASME B31.3 / ASME SEC IX/ SP 1173 Rev 1.4**

WPS Tested: SAS-105-WPS-P-05 NLT

WPS Qualified:SAS-105-WPS-P-5NLT

Welder No.: **SAS-2925**

SAS QA/QC Engineer	Parveen Kumar
Signature & date	13-01-2019
~~PDO~~/TPI	VELOSI
Witnessed & Approved by ~~PDO~~ / Signature	PITHAN

Property of SAS and can be revoked by SAS

SEEH AL-SARYA ENGINEERING LLC

WELDER QUALIFICATION CARD

NAME	ARBIND KUMAR
Company	Petroleum Development Oman



We certify that the welder has undergone the required performance test and has met all the requirements of the code **ASME B31.3 CHAPTER IX / ASME Sec IX 2015/ SP-1173 v1.4**

WPS Tested: SAS-105-WPS-P-DSS-12

WPS Qualified:SAS-105-WPS-P-DSS-12, WPS-P-DSS-01, WPS-P-DSS-04FW

Welder No.: **SAS-2925**

SAS QA/QC Engineer	S.MURALITHARAN
Signature & date	20-01-19
PDO	NITHIN GR
Witnessed & Approved by PDO / Signature	ALESTIC

Property of SAS and can be revoked by SAS

SEEH AL-SARYA ENGINEERING LLC

WELDER QUALIFICATION CARD

NAME	ARBIND KUMAR
Company	Petroleum Development Oman



We certify that the welder has undergone the required performance test and has met all the requirements of the code **ASME B31.3 / ASME SEC IX/ SP 1173 Rev 1.4**

WPS Tested: SAS-105-WPS-P-04 NLT

WPS Qualified:SAS-105-WPS-P-04NLT

Welder No.: **SAS-2925**

SAS QA/QC Engineer	Parveen Kumar
Signature & date	13/01-2019
PDO / TPI	VELOSI
Witnessed & Approved by PDO / Signature	PITHAN

Property of SAS and can be revoked by SAS.

CamScanner

Scanned with OKEN Scanner

RECORD OF RENEWALS

WELDER No: SAS 2925

Parameters	Qualified	Tested on	Expires on	PDO Sign
WPS No.	SAS-105-WPS-DSS-P-004	29-11-18	29-05-19	
Process	GTAW	29-05-19	29-11-19	
Base metal	10H	29-11-19	29-05-20	
Base metal limit	10H	29-05-20	29-11-20	
Base metal-'T'	12.7 mm			
Electrodes	ER2594 / ER 2209			
Pipe diameter	OD 73mm and above			
Qualified "WT"	up to 25.4 mm			
Position	ALL			
Backing	F6 With & With out backing			
Progression	Uphill			
Current&Polarity	DCEN			
Joint Design	Butt V Bevel & Lap Fillet			
Gas Backing	ARGON 99.999%			

RECORD OF RENEWALS

WELDER No: SAS-2925

Parameters	Qualified	Tested on	Expires on	PDO/TP/ Sign
WPS No.	SAS-105-WPS-P-05/03NLT	24/12/2018	23/6/2019	
Process	GTAW			
Base metal	ASTM A 106 Gr. B			
Base metal limit	P1 through P15F, P34, P41 through P49			
Base metal-'T'	All			
Electrodes	ER 70S2			
Pipe diameter	25.4 mm and Above			
Qualified "WT"	GTAW - 17.48 mm			
Position	All			
Backing	Wth/Without backing			
Progression	Uphill			
Current&Polarity	DCEN			
Joint Design	Butt V Bevel & Lap fillet			
Gas Backing	With/Without Backing			

RECORD OF RENEWALS

WELDER No: SAS-2925

Parameters	Qualified	Tested on	Expires on	PDO /TP/ Sign
WPS No.	SAS-105-WPS-P-DSS-12	4-Dec-18	4-Jun-19	
Process	GTAW	4-Jun-19	4-Dec-19	
Base metal	10H	4-Dec-19	4-Jun-20	
Base metal limit	10H	4-Jun-20	4-Dec-20	
Base metal-'T'	2.87			
Electrodes	ER2594 / ER 2209			
Pipe diameter	OD 25mm (1") and above			
Qualified "WT"	GTAW : 5.74 mm			
Position	ALL			
Backing	F6 With & With out backing			
Progression	Uphill			
Current&Polarity	DCEN			
Joint Design	Butt V Bevel & Lap Fillet			
Gas Backing	ARGON 99.999%			

RECORD OF RENEWALS

WELDER No: SAS-2925

Parameters	Qualified	Tested on	Expires on	PDO /TP/ Sign
WPS No.	SAS-105-WPS-P-4NLT/2NLT	24/12/2018	23/06/2019	
Process	GTAW+SMAW			
Base metal	ASTM A 106 Gr. B			
Base metal limit	P1 through P15F, P34, P41 through P49			
Base metal-'T'	All			
Electrodes	ER 70S2 / E7018			
Pipe diameter	73 mm and Above			
Qualified "WT"	GTAW - 8 mm SMAW - 20.54 mm			
Position	All			
Backing	F6 Wth/Without backing, F1,F2,F3,F4 with backing			
Progression	Uphill			
Current&Polarity	DCEP/DCEN			
Joint Design	Butt V Bevel & Lap fillet			
Gas Backing	With/Without Backing			

CamScanner

Scanned with OKEN Scanner

Air Liquide	AIR LIQUIDE MIDDLE EAST MANUFACTURING RMC FZC	Cryogenics & Liquid technologies
	WELDER PERFORMANCE QUALIFICATIONS (WPQ)	RAK-FRM-30-4-7 Rev.: 3 Date: 24/07/2017 Page: 1/1

•INTERNAL

QW - 484A WELDER PERFORMANCE QUALIFICATIONS (WPQ)

Welder's Name : Arbind Kumar Welder No.: 101

WPS Number : AL/WPS/38, Rev 0

Specification of Base Metals Welded : A106 Gr.B

Filler metal Specification (s) SFA No. : SFA5.18, SFA5.1

Filler metal Classification (s) No. : ER70S-3, E7018-1

Thickness : 14.27 mm Date of Test : 19.11.2017

■ Test coupon □ Production Weld



TESTING VARIABLES AND QUALIFICATION LIMITS

Welding Variables (QW-350)	Actual Values	Range Qualified
Welding Process(es)	**GTAW, SMAW**	**GTAW, SMAW**
Type (i.e. manual, semi-auto) used	Manual	Manual
Backing (metal, weld metal, double-welded, etc.)	GTAW - Without, SMAW - With	GTAW - With or Without, SMAW - With only
□ Plate ■ Pipe (enter diameter if pipe or tube)	O.D. 168.3 X 14.27mm Thk.	Plate, Pipe ≥ 73 mm only.
Base metal P.No. to P.No.	P-1 to P-1	P.No. 1 through P.No.15F, P.No.:34, and P.No.:41 through P.No.49
Filler metal F-Number(s)	F.No.: 6, F.No.: 4	F.No.: 6 - with or without backing, F.No.: 1 to F.No.: 4 - with backing
Consumable insert (GTAW or PAW)	Not used	Without only -
Filler Type (Solid / metal or flux cored / powder) (GTAW or PAW)	Bare (Solid)	Bare (Solid)
Weld Deposit Thickness for each process		
Process 1 : GTAW 3 layers min ■ Yes □ No	5.27 mm	Groove : 10.54 mm Fillet : ALL
Process 2 : SMAW 3 layers min ■ Yes □ No	9.0 mm	Groove : 18.0 mm Fillet : ALL
Welding Position Qualified (2G,6G,3F ETC.,)	6G	Groove : Plate and Pipe over 610mm O.D : ALL Groove : Pipe ≥ 73 mm O.D and over : ALL Fillet : Plate and Pipe : ALL
Vertical Progression (Up hill or Down hill)	Up hill	Up hill for Vertical Progression
Type of Fuel Gas (OFW)	N.A	N.A
Inert Gas Backing (GTAW, PAW, GMAW)	Without	With or without
Transfer Mode (Spray / globular or pulse to Short circuit-GMAW)	N.A	N.A
Welding Current Type / Polarity (AC,DCEP,DCEN)	DCEN & DCEP	DCEN & DCEP

RESULTS

Visual Examination of completed weld (QW-302.4) : Found acceptable

□ Bend Tests, □ Transverse root and face (QW-462.3(a); □ Longitudinal root and face (QW-462.3(b)) □ Side (QW-462.2)

□ Pipe bend specimen,corrosion-resistant overlay (QW-462.5©) □ Plate bend specimen,corrossion-resistant overlay (QW462.5(d);

□ Macro test for fusion (QW-462.5(b)) □ Macro test for fusion (QW-462.5(e);

Type	Result
N.A	N.A

Alternative Radiographic examination results (QW-191)	: Acceptable	Report No.: 701760, Dt.: 21.11.2017
Fillet Weld - Fracture Test (QW-180)	: N.A	Length and Percent of defects : N.A
Macro examination (QW-184)	: N.A	Fillet Size : N.A Concavity / Convexity : N.A
Other Tests	: N.A	
Films or Specimens evaluated by	: Anil C.P.	Company : International Inspection Services Ltd.,
Mechanical Test Conducted by	: N.A	Laboratory test no.: N.A
Welding Supervised by	: Deljun Paring	

Legends:N.A - Not Applicable,OD-Outside Diameter,DCEN-Direct Current Electrode Negative,DCEP-Direct Current Electrode Positive

We certify that the statements in this record are correct and that the test coupons were prepared, welded and tested in accordance with the requirements of ASME Section IX of the Boiler and Pressure Vessel Code

For AIR LIQUIDE MIDDLE EAST MANUFACTURING.,

CERTIFIED BY DELJUN PARING 036349 WT 3.1

Date : 22.11.2017

CamScanner

Scanned with OKEN Scanner

Air Liquide	AIR LIQUIDE MIDDLE EAST MANUFACTURING RMC FZC	Cryogenics & Large technologies
	WELDER PERFORMANCE QUALIFICATIONS (WPQ)	RAK-FRM-30-4-7 Rev.: 3 Date: 24/07/2017 Page: 1/1

•INTERNAL

QW - 484A WELDER PERFORMANCE QUALIFICATIONS (WPQ)

Welder's Name : Arbind Kumar Welder No.: 101



WPS Number : AL/WPS/3,Rev.1

Specification of Base Metals Welded : SA 312TP304/304L

Filler metal Specification (s) SFA No. : SFA5.9

Filler metal Classification (s) No. : ER308L

Thickness : 3.73 & 5.54 mm Date of Test : 12.11.2017

■ Test coupon ☐ Production Weld

TESTING VARIABLES AND QUALIFICATION LIMITS

Welding Variables (QW-350)	Actual Values	Range Qualified
Welding Process(es)	GTAW	GTAW
Type (i.e. manual, semi-auto) used	Manual	Manual
Backing (metal, weld metal, double-welded, etc.)	without	With or without
☐ Plate ■ Pipe (enter diameter if pipe or tube)	OD21.30 & OD60.30 mm	Plate, Pipe ≥ 21.30 mm only.
Base metal P.No. to P.No.	P-8 to P-8	P.No. 1 through P.No.15F, P.No.:34, and P.No.:41 through P.No.49
Filler metal F-Number(s)	6	F.No.: 6 with or without backing.
Consumable insert (GTAW or PAW)	Not used	Without only -
Filler Type (Solid / metal or flux cored / powder) (GTAW or PAW)	Bare (Solid)	Bare (Solid) only -
Weld Deposit Thickness for each process		
Process 1 : GTAW 3 layers min ■ Yes ☐ No	3.73 & 5.54 mm	Groove : 18.54 mm Fillet : ALL
Process 2 : N.A 3 layers min ☐ Yes ☐ No	N.A	Groove : N.A Fillet : N.A
Welding Position Qualified (2G,6G,3F ETC.,)	6G	Groove : Plate and Pipe over 610mm O.D : ALL Groove : Pipe ≥ 21.30 mm O.D and over : ALL Fillet : Plate and Pipe : ALL
Vertical Progression (Up hill or Down hill)	Up hill	Up hill for Vertical Position
Type of Fuel Gas (OFW)	N.A	N.A
Inert Gas Backing (GTAW, PAW, GMAW)	With	With only -
Transfer Mode (Spray / globular or pulse to Short circuit-GMAW)	N.A	N.A
Welding Current Type / Polarity (AC,DCEP,DCEN)	DCEN	DCEN

RESULTS

Visual Examination of completed weld (QW-302.4) : Found satisfactory

☐ Bend Tests, ☐ Transverse root and face (QW-462.3(a)) ☐ Longitudinal root and face (QW-462.3(b)) ☐ Side (QW-462.2)

☐ Pipe bend specimen,corrosion-resistant overlay (QW-462.5©) ☐ Plate bend specimen,corrossion-resistant overlay (QW462.5(d);

☐ Macro test for fusion (QW-462.5(b)) ☐ Macro test for fusion (QW-462.5(e);

Type	Result
N.A	N.A

Alternative Radiographic examination results (QW-191) : Acceptable Report No.: 697148 & 697149,Dt.: 14.11.2017

Fillet Weld - Fracture Test (QW-180) : N.A Length and Percent of defects : N.A

Macro examination (QW-184) : N.A Fillet Size : N.A Concavity / Convexity : N.A

Other Tests : N.A

Films or Specimens evaluated by : Anil C.P Company : International Inspection Services Ltd.,

Mechanical Test Conducted by : N.A Laboratory test no.: N.A

Welding Supervised by : Deljun Paring

Legends:N.A - Not Applicable,OD-Outside Diameter,DCEN-Direct Current Electrode Negative,DCEP-Direct Current Electrode Positive

We certify that the statements in this record are correct and that the test coupons were prepared, welded and tested in accordance with the requirements of ASME Section IX of the Boiler and Pressure Vessel Code

CERTIFIED BY

For AIR LIQUIDE MIDDLE EAST MANUFACTURING.,

Date : 15.11.2017.

CSWIP
DELJUN
TIUM PARING
636349
WI 3.1

CamScanner

Scanned with OKEN Scanner

Air Liquide
ENGINEERING & CONSTRUCTION
Creative Oxygen

Ras Al Khaimah, UAE
August 13, 2018

Letter N°: HR/ALMEM/LETT-2018-0255
SUBJECT: Employment Certificate Letter

To Whom It May Concern

Dear Sir/Madam,

This is to certify that **Mr. Arbind Kumar** holder of Indian passport number **R0494761** has been an employee of *AIR LIQUIDE MIDDLE EAST MANUFACTURING RMC FZC* as **Welder** from November 9, 2017 until August 05, 2018 and receiving a total salary of 2,200.00 AED per month.

This certificate is issued to employee's request and *AIR LIQUIDE MIDDLE EAST MANUFACTURING RMC FZC* shall not be held liable for anything that may arise out of this certification.

For: *Air Liquide Middle East Manufacturing,*

Arudhra Mathur
Human Resources Manager

AIR LIQUIDE 2
Ras Al Khaimah - U.A.E.
ALMEM RMC FZC

CamScanner
Scanned with OKEN Scanner

SAMSUNG ENGINEERING

SAMSUNG ENGINEERING COMPANY LIMITED
Samsung GEC, 26, Sangil-ro 6-gil, Gangdong-gu,
Seoul, Korea
+82-2-2053-300

CERTIFICATE OF EMPLOYMENT

Date : **23 May 2015**

To Whom It May Concern

This is to certify that **Mr.Kumar Arbind** has worked in our UGCC GSP & Polymer Project in Uzbekistan as **Arc Welder** since **4 Febuary 2015** up to **23 May 2015**. He has completed his contract with Samsung on **23 May 2015**.

He has been quite professional in his approach and appreciates his dedication towards his duties and responsibilities. He has performed his duties in a very satisfactory manner.

We wish him all success in his future endeavors and have no objection in recommending him to any employer.

For Samsung Engineering Company Limited:

SAMSUNG ENGINEERING CO. LTD. SAMSUNG KOREA

Chung Soo Kim
Administration Manager
UGCC GSP & Polymer Project
Kungrad Region, Uzbekistan

CamScanner
Scanned with OKEN Scanner

SAMSUNG ENGINEERING	WELDER PERFORMANCE QUALIFICATION RECORD(WPQR)		WPQR No.: PQR-SECL-552		
			Date: 20-03- 2015		
			Page: 1 of 1		
Project	UGCC GSP AND POLYMER PROJECT	Company	JV"Uz-Kor Gas Chemical"LLC		
Welder Name	ARBIND KUMAR	Welder ID.	SECL-WD-406	Test Date	18-Mar-15
Test Conditions		Subcontractor	DIRECT TEAM SECL		
-WPS for Test Coupon: WPS-PP-1/1-0002			-Process: GTAW+SMAW		
-Base Material Welded[P-No.]: ASTM A53 B(P.No.1 to P.No.1)			-Welding Type: ■Manual ☐Automatic		
-Base material Thickness: 7.11mm			☐Seml-automatic		

Variables for Each Process[QW-350]		Actual Values used		Range Qualified
Welding Process		GTAW+SMAW		5~14. 22
Welding Type used(i.e.:manual,semi-auto)		Manual		Manual
Backing[QW-402.4]-With or Without		Without		without-GTAW , with-SMAW
Base metal	P-No.or S-No.[QW-403]	P.No.1 to P.No.1		P.No.1 to P.No.1
	Thickness	7.11mm		5~14. 22mm
( )Plate,(√)Pipe-Enter O.D.[QW-403.16]		Φ168.3mm		2 7/8 "(73mm) & OVER
Weld Deposit Thickness for each Process [QW-404.30]		GTAW	3mm	6mm
		SMAW	4.11	8.22mm
Joint Type(Groove/Fillet)		Groove		Groove/Fillet
Filler Metal	Spec./Diameter[QW-404]	GTAW	Ø2.4mm	-
		SMAW	Ø2.6mm ,Ø3.2mm	-
	F-No./Classification[QW-404.15]	GTAW	F.No.6 A.No.1	F.No.6 A.No.1
		SMAW	F.No.4 A.No.1	F.No.4 A.No.1
Welding Position[QW-405.1]		6G		ALL
Progression(Uphill/Downlill)[QW405.3]		Uphill		Uphill
Backing(Shielding)Gas for GTAW[QW-408.8]		Argon		Argon
Electrical Characteristics(Current/Polarity)		GTAW:DCEN /SMAW:DCEP		GTAW:DCEN /SMAW DCEP
Consumable insert for GTAW		GTAW:ER70S-3/SMAW:E7018-1		SFA Spec. 5.18/SFA SPEC 5.1

Non-destructive and/or Destructive Test Result

Type of Test	Result	Inspected/Reviewed by
Visual examination results[QW-302.4]	ACCEPT	Refer to Visual Inspection No.SECL-226

Guided bend test [QW-302.1]	Type & Fig.No.	Result	Type & Fig.No.	Result
	N/A	N/A	N/A	N/A

Alternative radiographic examination [QW-304 & 305]	■ Accepted ☐ Rejected RT report No.:SECL-WQT-220

Fillet Weld Test Results

Fracture test	N/A	N/A	
Macro test	N/A	N/A	
Welding test conducted by	N/A	Laboratory test No.	N/A

We certify that the statements in this record are correct and that the test coupons were prepared welded,and tested in accordance with the requirements of Section IX of the ASME Code and the UGCC Ethylene Plant Project Specifications.

Checked by DIRECT TEAM QC:	Witnessed by Contractor QC:	Approved by SQM:
Name: J.C.Maurya	Name: Y. Sajjayan	Name:
Signature/Date: 20/3/2015	Signature/Date: 20/03/2015	Signature/Date: 21

UGCC GSP AND POLYMER PROJECT QA/QC 2015.05.24 Dept

CamScanner

Scanned with OKEN Scanner

SAMSUNG ENGINEERING

WELDER PERFORMANCE QUALIFICATION RECORD(WPQR)

WPQR No.: PQR-SECL-552
Date: 13/02/2015
Page: 1 of 1

Project	UGCC GSP AND POLYMER PROJECT	Company	JV"Uz-Kor Gas Chemical"LLC		
Welder Name	ARBIND KUMAR	Welder ID.	SECL-WD-406	Test Date	8-Feb-15
Test Conditions		Subcontractor	DIRECT TEAM SECL		

-WPS for Test Coupon: WPS-PP-1/1-0001
-Process: GTAW
-Base Material Welded[P-No.]: ASTM A53 B(P.No.1 to P.No.1)
-Welding Type: ■Manual ☐Automatic
-Base material Thickness: 5.54mm
☐Semi-automatic

Variables for Each Process[QW-350]			Actual Values used	Range Qualified
Welding Process			GTAW	1.5~7.82mm
Welding Type used(i.e.:manual,semi-auto)			Manual	Manual
Backing[QW-402.4]-With or Without			Without	with & without
Base metal	P-No.or S-No.[QW-403]		P.No.1 to P.No.1	P.No.1 to P.No.1
	Thickness		5.54mm	1.5~7.82mm
( )Plate,(√)Pipe-Enter O.D.[QW-403.16]			Φ60.3mm	1"(25.4mm) &OVER
Weld Deposit Thickness for each Process [QW-404.30]		GTAW	5.54mm	1.5~7.82mm
		SMAW	-	-
Joint Type(Groove/Fillet)			Groove	Groove/Fillet
Filler Metal	Spec./Diameter[QW-404]	GTAW	2.4mm	-
		SMAW	-	-
	F-No./Classification[QW-404.15]	GTAW	F.No.6 A.No.1	F.No.6 A.No.1
		SMAW	-	-
Welding Position[QW-405.1]			6G	ALL
Progression(Uphill/Downlill)[QW405.3]			Uphill	Uphill
Backing(Shielding)Gas for GTAW[QW-408.8]			Argon	Argon
Electrical Characteristics(Current/Polarity)			DCEN	DCEN
Consumable insert for GTAW			ER70S-3	SFA Spec. 5.18

Non-destructive and/or Destructive Test Result

Type of Test	Result	Inspected/Reviewed by
Visual examination results[QW-302.4]	ACCEPT	Refer to Visual Inspection No.SECL-199

Guided bend test [QW-302.1]	Type & Fig.No.	Result	Type & Fig.No.	Result
	N/A	N/A	N/A	N/A

Alternative radiographic examination [QW-304 & 305]	■ Accepted ☐ Rejected RT report No.:SECL-WQT-194

Fillet Weld Test Results

Fracture test	N/A	N/A
Macro test	N/A	N/A

Welding test conducted by	N/A	Laboratory test No.	N/A

We certify that the statements in this record are correct and that the test coupons were prepared welded,and tested in accordance with the requirements of Section IX of the ASME Code and the UGCC Ethylene Plant Project Specifications.

Checked by DIRECT TEAM QC:	Witnessed by Contractor QC:	Approved by SQM:
Name: J.G.Maurya	Name: V. Saravanan	Name:
Signature/Date: 13/02/2015	Signature/Date: 14/02/2015	Signature/Date:

Verified by
Praveen Kumar
23/5/15

UGCC GSP AND POLYMER PROJECT QA/QC 2015.02.24 Dept

JV"UZ-KOR GAS CHEMICAL"LLC QA/QC 2015.02.1 Dept SECL

CamScanner
Scanned with OKEN Scanner

SAMSUNG ENGINEERING	WELDER PERFORMANCE QUALIFICATION RECORD(WPQR)	WPQR No.: PQR-SECL-552
		Date: 14/01/2015
		Page: 1 of 1

Project	UGCC GSP AND POLYMER PROJECT	Company	JV"Uz-Kor Gas Chemical"LLC		
Welder Name	ARBIND KUMAR	Welder ID.	SECL-WD-406	Test Date	10-Feb-15
Test Conditions		Subcontractor	DIRECT TEAM SECL		

-WPS for Test Coupon: WPS-PP-8/8-0008

-Process: GTAW

-Base Material Welded[P-No.]: A312TP304/304L(P.No.8 to P.No.8)

-Welding Type: ■Manual ☐Automatic

-Base material Thickness:3.91mm

☐Seml-automatic

Variables for Each Process[QW-350]			Actual Values used	Range Qualified
Welding Process			GTAW	1.5~7.82mm
Welding Type used(i.e.:manual,semi-auto)			Manual	Manual
Backing[QW-402.4]-With or Without			with	with
Base metal	P-No.or S-No.[QW-403]		P.No.8to P.No.8	P.No.8to P.No.8
	Thickness		3.91mm	1.5~7.82mm
( )Plate,(√)Pipe-Enter O.D.[QW-403.16]			Φ60.3mm	1"(25.4mm) &OVER
Weld Deposit Thickness for each Process [QW-404.30]		GTAW	3.91	1.5~7.82mm
		SMAW	-	-
Joint Type(Groove/Fillet)			Groove	Groove/Fillet
Filler Metal	Spec./Diameter[QW-404]	GTAW	Φ2.4mm	-
		SMAW	-	-
	F-No./Classification[QW-404.15]	GTAW	F.No.6 A.No.8	F.No.6 A.No.8
		SMAW	-	-
Welding Position[QW-405.1]			6G	ALL
Progression(Uphill/Downlill)[QW405.3]			Uphill	Uphill
Backing(Shielding)Gas for GTAW[QW-408.8]			Argon	Argon
Electrical Characteristics(Current/Polarity)			GTAW:DCEN	GTAW:DCEN
Consumable insert for GTAW			GTAW:ER308/308L	SFA Spec. 5.9

Non-destructive and/or Destructive Test Result

Type of Test	Result	Inspected/Reviewed by
Visual examination results[QW-302.4]	ACCEPT	Rrfer to Visual Inspection No.SECL-201

Guided bend test [QW-302.1]	Type & Fig.No.	Result	Type & Fig.No.	Result
	N/A	N/A	N/A	N/A

Altemative radiographic examination [QW-304 & 305]	■ Accepted ☐ Rejected RT report No.:SECL-WQT-196

Fillet Weld Test Results

Fracture test	N/A	N/A
Macro test	N/A	N/A

Welding test conducted by	N/A	Laboratory test No.	N/A

We certify that the statements in this record are correct and that the test coupons were prepared welded,and tested in accordance with the requirements of Section IX of the ASME Code and the UGCC Ethylene Plant Project Specifications.

Checked by DIRECT TEAM QC:	Witnessed by Contractor QC:	Approved by SQM:
Name: J.C.Maurya	Name: V. Sojitra	Name:
Signature/Date: 14/2/2015	Signature/Date: 15/02/2015	Signature/Date:

UGCC GSP AND POLYMER PROJECT QA/QC Dept 2015.02.15

Verified Rawat 23/2/15

CamScanner

Scanned with OKEN Scanner

SAMSUNG ENGINEERING

WELDER CERTIFICATE CARD



WCC No.: SECL-910

Subcontractor: DIRECT SECL

Welder ID No.:SECL-WD-406

Welder Name: ARBIND KUMAR

This card is to certify welding on the above mentioned project only and may be revoked if the Welder's performance is not satisfactory.

15 Feb 2015
Issue Date

Issued by
(SQM)

SAMSUNG ENGINEERING

WELDER CERTIFICATE CARD



WCC No.: SECL-886

Subcontractor: DIRECT SECL

Welder ID No.:SECL-WD-406

Welder Name: ARBIND KUMAR

This card is to certify welding on the above mentioned project only and may be revoked if the Welder's performance is not satisfactory.

14 Feb 2015
Issue Date

Issued by
(SQM)

SAMSUNG ENGINEERING

WELDER CERTIFICATE CARD



WCC No.: SECL-1170

Subcontractor: DIRECT SECL

Welder ID No.:SECL-WD-406

Welder Name: ARBIND KUMAR

This card is to certify welding on the above mentioned project only and may be revoked if the Welder's performance is not satisfactory.

21 Mar 2015
Issue Date

Issued by
(SQM)

CamScanner

Scanned with OKEN Scanner

Qualification Details	
Process	GTAW
Material / P-No's	P-NO.8 to P.NO.8
Electrodes / F-No's	F.NO.6
Position / Progression	ALL
Min/Max Thickness	1.5~7.82 mm
Diameter Range	1 " (25.4mm) &OVER.
UGCC GSP AND POLYMER Project	

Qualification Details	
Process	GTAW
Material / P-No's	P-NO.1 to P.NO.1
Electrodes / F-No's	F.NO.6
Position / Progression	ALL
Min/Max Thickness	1.5~7.82 mm
Diameter Range	1 " (25.4mm)OD &OVER.
UGCC GSP AND POLYMER Project	

Qualification Details	
Process	GTAW+SMAW
Material / P-No's	P-NO.1 to P.NO.1
Electrodes / F-No's	F.NO.6/4
Position / Progression	ALL
Min/Max Thickness	5~14.22 mm
Diameter Range	2 7/8 " (73mm)OD &OVER.
UGCC GSP AND POLYMER Project	

CamScanner
Scanned with OKEN Scanner

Delivering Endlessly

Date: 02-11-2016

NO OBJECTION CERTIFICATE

This is to certify that **Mr. Arvind Kr. Gond (R16965)** was working as a 6G Welder from 24-06-2016 to 02-11-2016. His EP No. is **105543508**

During working period with us, we found him very sincere and hard working person. His character conduct is very good to our knowledge.

We have released him and we don't have objection on him to do work anywhere else. And we wish them all the very best in their future endeavors.

Regards,

Pinakin 02/11/16

OFFSHORE INFRASTRUCTURES LTD. QA/QC RIL J3 PROJECT JAMNAGAR

Pinakin Nimavat
Quality Dept.
OFFSHORE INFRASTRUCTURES LIMITED.
RIL J3 LDPE PROJECT
JAMNAGAR

CamScanner
Scanned with OKEN Scanner

OFFSHORE INFRASTRUCTURES LIMITED

WELDER IDENTITY CARD



Welder Name : **Arvind Kr. Gond**

Welder ID No. : **R- 16965**

OIL QC : **Pinakin Nimavat**

Approved By : **C.Sankar**

Project : **LDPE RIL J3, JAMNAGAR**

OFFSHORE INFRASTRUCTURES LTD. QA/QC RIL J3 PROJECT JAMNAGAR

OIL - QA/QC

Sign. RIL - QMD

BHAVIN PATEL

WELDER QUALIFICATION DETAILS

	Qualified Range							DATE OF QUALIFICATION
Sl.No.	Material Specification	Thk. Range	Process & OD Range	Electrode Specification With F. No.	Position	WPS	Valid upto	
1	P.No. 1 through P. No. 15F, P. No. 34 and P.No. 41 through P.No.49	UPTO 7.82 MM.	GTAW & 1" OD & Above	ER-308L (F6)	ALL	84281	Till Satisfactory	28-Jun-16

OFFSHORE INFRASTRUCTURES LTD. QA/QC RIL J3 PROJECT JAMNAGAR

OIL - QA/QC

Sign RIL - QMD

BHAVIN PATEL

CamScanner

Scanned with OKEN Scanner

PUNJ LLOYDS

(QW - 301, ASME Section - IX)

WELDER PERFORMANCE QUALIFICATION RECORD

Welder Name :	ARVIND KUMAR GOND	Welder No :	R16965
EP No :	105236686	Date of Test :	22 Jul 2015
Welding Process used :	GTAW + SMAW	Test Mode :	Manual
WPS Number :	11110	Thickness :	18.26 mm



	Actual	Qualified
Backing (metal, weld metal, welded from both sides etc.) :	NA	NA
ASME "P" Number to "P" Number :	P No. 1 to P No. 1	P No. 1 through P No. 15F, P No. 34, and P No. 41 through P No. 49
Pipe/Plate/Pipe to shape SIZE :	6.00 " NB	2 7/8" OD and above
Filler Metal Specification (SFA) _ classification :	SFA5.18+SFA5.1,E70S-2+E7018	
Filler Metal "F" Number :	F No. 4 With backing + F No. 6	All F No 6 + F No. 1,2,3 & 4 with Backing
Weld Deposit Thickness for GTAW Process :	4.00 mm	8.00 mm Maximum
Weld Deposit Thickness for SMAW Process :	14.26 mm	Maximum to be welded
Weld Deposit Thickness for GMAW Process :	NA	NA
Weld Deposit Thickness for FCAW Process :	NA	NA
Weld Deposit Thickness for SAW Process :	NA	NA
Welding Position (QW-405) :	6G	All Positions
Progression :	Uphill	Uphill
Backing Gas for GTAW or GMAW (QW-408) :	NA	NA
Transfer Mode (QW-409) :	NA	NA
Welding Current Type / Polarity :	DCEN + DCEP	DCEN + DCEP

Test Location :	J-3_PCG_DTA, JAMNAGAR	Visual Examination Results :	Accepted
Radiography Test Result :	Accepted	RT Report No. and Date :	LT/PCG/DTA/WQT/RT/014, 24-Jul-2015
Fillet Weld-Fracture Test :	NA	Macro Test Fusion :	NA
Mechanical Test Conducted By :	NA	Laboratory Test Report No. & Date :	NA
Mechanical Test Result :	NA		
Welder Test Conducted By :	M/S. L & T HYDROCARBON, CONSTRUCTION & PIPELINES		

We certify that the statements in this record are correct and that the test coupons were prepared, welded and tested in accordance with requirements of section IX of ASME code

Sign Approving Authority
SIDDHARTH ANDORE
Stamp With Sign

TEST WITNESSED BY : ATUL MAURYA

WELDER CERTIFIED BY : RAMESH MAJI

CamScanner

Scanned with OKEN Scanner

FERNAS CONST. INDIA PVT. LTD.
IU & O PACKAGE, OPaL, DAHEJ

Welder Name: ARBIND KUMAR

Welder No.: FCIPL/QWP-474

Date of test: 04.06.2014(WQT-639)

ID card Issue date:05.06.2014

Validity: Till Satisfactory Performance

Sub Con: RANDHAWA CONSTRUCTION COMPANY



FCIPL	EIL
Mitesh Kumar 05/06/14	शाह पिनाकीन/Shah Pinakin उप प्रबंधक (निरीक्षण)/Dy Manager (Insp) इंजीनियर्स इंडिया लिमिटेड Engineers india limited

FERNAS CONST. INDIA PVT. LTD.
IU & O PACKAGE, OPaL, DAHEJ

Welder Name: ARBIND KUMAR

Welder No.: FCIPL/QWP-474

WPS	MAT.	FILLER	DIA	THK	POS.	FCIPL	EIL
PIPE-0	A 106 Gr. B	ER-308L	1 "OD & ABOVE	GTAW-11.08 MM	ALL	Mitesh Kumar	शाह पिनाकीन/Shah Pinakin उप प्रबंधक (निरीक्षण)/Dy Manager (Insp) इंजीनियर्स इंडिया लिमिटेड Engineers india limited

CamScanner
Scanned with OKEN Scanner

FERRAS

WELDER PERFORMANCE QUALIFICATION(WPQ)

(According To ASME Sec. IX)



U & O PROJECT,OPaL,DAHEJ,EPCC-9

Welder's Name:	ARBIND KUMAR	Welder No:	FCIPL/QWP- 474
Welding Process(ss) Used:	GTAW	ID No:	FCIPL/PIPE/WQT-AG-639
WPS used during welding:	FCIPL/OPAL/PIPE/WPS-010		
Base matarial(s) welded:	A 106 GR.B	Thickness:	5.54 MM

Manual or Samiautomatic Variables for Each Process(QW-350)		Actual Values	Range Qualified
Backing(QW-402)	GTAW	Without	With/Without
	SMAW	N/A	N/A
ASME P No. 1 To ASME P No 1 (QW-403) ( ) Plate (*) Pipe		P1	P1 through P15F,P-34,P-41 through 49
		2" NB	1" OD & above.
Filler metal spec.(SFA)_ 5.18 & 5.1	Classification(QW-404)	ER 308L	ER 308L & Equivalent
Filler metal F- No.		F6	F6 with or without Backing
Consumable insert for GTAW or PAW		N/A	N/A
Weld deposite thickness for each welding process		GTAW: 5.54 MM	GTAW: 11.08 MM
Welding position (QW-405)		6G	All
Progression(uphill/downhill)		Uphill	Uphill
Backing gas for GTAW(QW-408)		Argon 99.995%	Argon 99.995%
GTAW/SMAW welding current type/polarity		DCEN	DCEN

Guided Bend Test Result

Guided Bend Test Type	( )QW-462.2(side) Result	( )QW-462.3(a)(Trans R&F)Type	( )QW-462.3(b)(Long R&F)Type

Visual examination results (QW-302.4): Satisfactory

Radiographic test results (QW-304 and QW-305): Accepted FCIPL/RCC/RT- 1120 Dated: 04.06.2014

(for alternative qualification of groove welds by radiography)

Fillet weld - Fracture Test_____NA_____Length and percent of defects_____NA_____in.

Macro test futon_____NA_____Fillet leg size_____NA_____in. x___NA_____in. concavity/convexity__NA_____in.

we certify that the statements in this record are correct and that the test coupon were prepaired,welded and tested in accordance with the requirements of Sec. IX of the ASME Code.

Test conducted by

SUBCON

Reviewed/Approved by

FCIPL

Accepted by

Shah Pinakin/Shah Pinakin
उप प्रबंधक (निरीक्षण)/Dy. Manager (Insp.)
इंजीनियर्स इंडिया लिमिटेड
Engineers India Ltd.

CamScanner

Scanned with OKEN Scanner

OWNER

Tecnimont

TECNIMONT ICB PVT.LTD

PMC : EIL

WELDER PERFORMANCE QUALIFICATIONS (WPQ)

(QW-301, Section IX, ASME Boiler and Pressure Vessel Code)

FORMAT NO. -9356-QC-PIP-F-27 ,Rev-0

PROJECT : Mechanical Works of HDPE / LLDPE (SWING) PLANT of ONGC Petr Additions Limited (OPAL) at Dahej SEZ, Gujarat India



Welder's name	:Mr ARBIND GOD	Identification no	: WQT - 73
Welder no	: PE-W- 19	DATE OF TESTING	: 21.04.2012

Test Description

Identification of WPS followed	: TICB/EPCC-3/WPS-01	REV 0	☑ Test coupon	☐ Production weld	
Specification of base metal(s)	: ASTM A106 Gr.B	Thickness	: 8.56 mm		

Testing Conditions and Qualification Limits

Welding Verables (QW-350)	Actual Values	Range Qualified
Welding process (es)	GTAW + SMAW	GTAW + SMAW
Backing (metal, weld, double-welded, etc.,)	F6 -With out backing and F4- with backing	F6-With out backing and F-1,2,3,4- with backing
☐ Plate ☐ Pipe (enter diameter if pipe or tupe)	4"Ø NB	2 ⅜" OD & Above
Base metal P- or S-Number to P- or S-Number	P1 To P1	P1 To P11
Filer metal or electrode specification(s) (SFA) (info.only)	5.18 & 5.1	5.18 & 5.1
Filler metal or electrode classification(s) (info. Only)	ER-70S2 &E-7018	ER-70S2 &E-7018
Filler metal F-Number(s)	6 & 4	6 & 4
Consumable insert (GTAW OR PAW)	-	Not Allowed
Filler type (solid/metal or flux cored/powder) (GTAW or PAW)	SOLID	SOLID
Deposit thickness for each process		
Process 1 GTAW 2 layers minimum ☐ Yes ☐ No	3.2mm	6.44mm
Process 2 SMAW 3 layers minimum ☐ Yes ☐ No	5.36mm	11mm
Position qualified (2G,6G,3F, etc.)	6G	ALL
Vertical progression (uphill or downhill)	UP HILL	UP HILL
Type of fuel gas (OFW)	NA	NA
Inert gas backing (GTAW,PAW,GMAW)	NA	NA
Transfer mode (sprey/globular or pulse to short circuit- GMAW)	NA	NA
GTAW Current type/polarity (AC,DCEP,DCEN)	GTAW : DCEN	GTAW : DCEN
SMAW Current type/polarity (AC,DCEP,DCEN)	SMAW : DCEP	SMAW : DCEP

RESULTS

Visual examination of completed weld (QW-302.4) ACCEPTABLE

☐ Bend test ☐ Transverse root and face (QW-462.3(a)) ☐ Longitudinal root and face [QW-462.3(b)] ☐ Side (QW-462.2)

☐ Pipe bend specciman, corrosion-resistant overlay [QW-462.5©] ☐ Plate bend speciman, corrosion-resistant- overlay [QW-462.5(D)]

☐ Macro test for fusion [QW-462.5(B)] ☐ Macro tes for fusion [QW-462.5(e)]

TYPE	RESULT	TYPE	RESULT	TYPE	RESULT
NA	NA				

Alternatiive radiographic examination results (QW-191) ACCEPTABLE REPORT NO : 13 DATE : 26.04.2012

Fillet weld - fracture (QW-180) _____ Length and percent of defects _____

Macro examination (QW-184) _____ Fillet size (in.) _____ X _____ Concavity/convexity (in.) _____

Other tests _____

Film or specimens evalutad by GEECY INDUSTRIAL SERVICES Company TECNIMONT ICB

Mechanical tests conducted by _____ Laboratory test no. _____

Welding supervised by TECNIMONT ICB PVT.LTD & ENGINEERS INDIA LTD

We certify that the statements in this record are correct and that the test coupons were prepared, welded, and tested in accordance with the requirements of Section IX of the ASME BOILER AND PRESSURE VESSEL CODE.

Witnessed By	TICB	Engineers India Ltd
Signature		
Name		
Date		

TECNIMONT ICB PVT. LTD. QA/QC 2

इंजी. के. वाडोदरिया / K. VADADI
वरि अभियंता निरीक्षण / SR ENGR INSP
इंजीनियर्स इंडिया लिमिटेड
ENGINEERS INDIA LIMITED
3/5/14

CamScanner

Scanned with OKEN Scanner

OWNER

Tecnimont

TECNIMONT ICB PVT.LTD

WELDER PERFORMANCE QUALIFICATIONS (WPQ)

(QW-301, Section IX, ASME Boiler and Pressure Vessel Code)

PMC : EIL

FORMAT NO. -9356-QC-PIP-F-27 ,Rev-0

PROJECT : Mechanical Works of HDPE / LLDPE (SWING) PLANT of ONGC Petr Additions Limited (OPAL) at Dahej SEZ, Gujarat India



Welder's name	:Mr ARBIND GOD	Identification no	: WQT - 73
Welder no	: PE- W- 19	DATE OF TESTING	: 21.04.2012

Test Description

Identification of WPS followed	: TICB/EPCC-3/WPS-01	REV	0	☑ Test coupon	☐ Production weld
Specification of base metal(s)	: ASTM A106 Gr.B	Thickness	: 8.56 mm		

Testing Conditions and Qualification Limits

Welding Verables (QW-350)	Actual Values	Range Qualified
Welding process (es)	GTAW + SMAW	GTAW + SMAW
Backing (metal, weld, double-welded, etc.,)	F6 -With out backing and F4- with backing	F6-With out backing and F-1,2,3,4- with backing
☐ Plate ☐ Pipe (enter diameter if pipe or tupe)	4"Φ NB	2 ⅜" OD & Above
Base metal P- or S-Number to P- or S-Number	P1 To P1	P1 To P11
Filer metal or electrode specification(s) (SFA) (info.only)	5.18 & 5.1	5.18 & 5.1
Filler metal or electrode classification(s) (info. Only)	ER-70S2 &E-7018	ER-70S2 &E-7018
Filler metal F-Number(s)	6 & 4	6 & 4
Consumable insert (GTAW OR PAW)	-	Not Allowed
Filler type (solid/metal or flux cored/powder) (GTAW or PAW)	SOLID	SOLID
Deposit thickness for each process		
Process 1 GTAW 2 layers minimum ☐ Yes ☐ No	3.2mm	6.44mm
Process 2 SMAW 3 layers minimum ☐ Yes ☐ No	5.36mm	11mm
Position qualified (2G,6G,3F, etc.)	6G	ALL
Vertical progression (uphill or downhill)	UP HILL	UP HILL
Type of fuel gas (OFW)	NA	NA
Inert gas backing (GTAW,PAW,GMAW)	NA	NA
Transfer mode (sprey/globular or pulse to short circuit- GMAW)	NA	NA
GTAW Current type/polarity (AC,DCEP,DCEN)	GTAW : DCEN	GTAW : DCEN
SMAW Current type/polarity (AC,DCEP,DCEN)	SMAW : DCEP	SMAW : DCEP

RESULTS

Visual examination of completed weld (QW-302.4) ACCEPTABLE

☐ Bend test ☐ Transverse root and face (QW-462.3(a)) ☐ Longitudinal root and face [QW-462.3(b)] ☐ Side (QW-462.2)

☐ Pipe bend specciman, corrosion-resistant overlay [QW-462.5©] ☐ Plate bend speciman, corrosion-resistant- overlay [QW-462.5(D)]

☐ Macro test for fusion [QW-462.5(B)] ☐ Macro tes for fusion [QW-462.5(e)]

TYPE	RESULT	TYPE	RESULT	TYPE	RESULT
NA	NA				

Alternatiive radiographic examination results (QW-191) ACCEPTABLE REPORT NO : 13 DATE : 26.04.2012

Fillet weld - fracture (QW-180) _____ Length and percent of defects _____

Macro examination (QW-184) _____ Fillet size (in.) _____ X _____ Concavity/convexity (in.) _____

Other tests _____

Film or specimens evalutad by GEECY INDUSTRIAL SERVICES Company TECNIMONT ICB

Mechanical tests conducted by _____ Laboratory test no. _____

Welding supervised by TECNIMONT ICB PVT.LTD & ENGINEERS INDIA LTD

We certify that the statements in this record are correct and that the test coupons were prepared, welded, and tested in accordance with the requirements of Section IX of the ASME BOILER AND PRESSURE VESSEL CODE.

Witnessed By	TICB	Engineers India Ltd
Signature		
Name		
Date		

TECNIMONT ICB PVT. QA/QC 2

ENGINEERS INDIA LIMITED.

CamScanner

Scanned with OKEN Scanner

TECNIMONT ICB PVT. LTD

WELDER IDENTITY CARD

FORMAT NO. -9356-QC-PIP-F-27 ,Rev-0



PROJECT	: HDPE / LLDPE PLANT FOR Opal,Dahej	
OWNER	:ONGC PERO ADDITION LIMITED (Opal)	
PMC	:ENGINEERS INDIA LIMITED	
CONTRACTOR	:TECNIMONT ICB PVT.LTD	
SUB-COMTRACTOR	:OFFSHORE INFRASTRUCTURES.LTD	
WELDER NAME	: Mr ARBIND GOD	
WELDER NO	: PE- W- 19	
WPS NO & METERIAL	: TICB / EPCC-3 / WPS-01 , A106 Gr.B	
APPROVED BY	TICB	EIL
SIGNATURE		
NAME		
DATE		

TECNIMONT ICB PVT. LTD QA/QC

ए. के. वाडदोरीया / A. K. VADADORIA
वरि. अभियंता / निरिक्षण / SR. ENGR.
इंजीनियर्स इंडिया लिमिटेड
ENGINEERS INDIA

CamScanner

Scanned with OKEN Scanner

WELDER QUALIFIED IN

DATE OF TEST	METERIAL SPEC	TYPE OF WELD	FILLER / ELECT SPEC	THK / SIZE	TEST POSITION	PROCESS	QUALIFICATION RANGE			APPROVED BY	
							SIZE	THK	POSITION	TICB	EIL
21.04.12	A 106 Gr B	BUTT	ER-70S2 + E-7018	Pipe 4" NB X 8.56mm	6G	GTAW	2 7/8" OD and Above	6.44 mm	ALL POSITION		
						SMAW	2 7/8" OD and Above	11 mm			

REMARKS :

CamScanner

Scanned with OKEN Scanner

سايبم
saipem
Abu Dhabi Branch
P.O. Box 47117, Abu Dhabi, U.A.E.
www.saipem.eni.it

Ref: SAABU-HR/3231/AD
Date: 24-Dec-2013

To Whom It May Concern:

EMPLOYMENT CERTIFICATE

We, M/s. Saipem Abu Dhabi certify that **Mr. Arbind Kumar Indian** National **Passport No. Arbind Kumar has** been working as a **Tig Welder in Shah Gas Development Projects**, United Arab Emirates from **12-Sep-12 till 28-Dec-13.**

This Certificate is issued on his request for whatever legal purpose it may serve, and Without any obligation on the part of this Company.

Very truly yours,

سايبم أبوظبي
P.O. Box : 47117 ص.ب : ٤٧١١٧
Abu Dhabi - U.A.E. ابوظبي ا.ع.م.
eni saipem Abu Dhabi

Michel Koudsi
Human Resource, Organization and ICT Deputy Manager

CamScanner
Scanned with OKEN Scanner

Dodsal Engineering & Construction Pte.Ltd.

eni saipem

SHAH GAS DEVELOPMENT PROJECT
(SHAH PROCESS PLANT & SHAH SULPHUR RECOVERY UNITS)

Dodsal

Welder Performance Qualification Record (QW-484A)

Ref.Document: ASME SEC IX, DGS-63000-001 & DGS-00000-002



Record No: 1496
Exam. Date: 29.09.2012
Subcontractor: DODSAL ENGG & CONST PTE.LTD

Contractor: SAIPEM SpA

Welder's Name: ARBIND KUMAR Identification no. S 155

Test Description: ☑ Test Coupon ☐ Production Weld

Identification of WPS followed: 71-DOD-WPS-QAC-002, Rev.1
Specification of base metal (s): A 106 Gr B Thickness: 18.26 mm

Testing Condition and Qualification Limits

Welding Variable (QW-350)	Actual Values	Qualified Range
Welding process (es)	GTAW+SMAW	GTAW+SMAW
Type (ie; manual, weld metal, double-welded, etc.)	MANUAL	MANUAL
Backing (metal, weld metal, double-welded, etc.)	GTAW : WITHOUT BACKING SMAW : WITH BACKING	GTAW : WITH & WITHOUT BACKING SMAW : WITH BACKING
☐ Plate ☑ Pipe (enter diameter if pipe or tube)	10" Dia	2 7/8 OD & Above
Base metal P- or S- Number to P- or S- number	P1 to P1	P1 Through P15F, P34 P41 Through P49
Filler metal or electrodes specification (s) (SFA) (info. only)	GTAW : SFA 5.18, SMAW : SFA 5.1	
Filler metal or electrode classification (s) (info. only)	GTAW : ER 70 S 2, SMAW: E 7018-1	
Filler metal F-number (s)	GTAW : F6 SMAW: F4 with Backing	GTAW : F6 SMAW: F1, F2, F3 & F4 with Backing
Consumable insert (GTAW or PAW)	N/A	N/A
Filler type (solid / metal or flux cored / powder) (GTAW or PAW)	SOLID	SOLID
Deposit thickness for each process		
Process 1. GTAW 3 layers minimum ☐ Yes ☐ No	3.26mm	6.52mm MAX
Process 2. SMAW 3 layers minimum ☐ Yes ☐ No	15mm	UNLIMITED
Position qualified (2G, 6G, 3F, etc.)	6G	All
Vertical progression (uphill or downhill)	Uphill	Uphill
Inert gas backing (GTAW, PAW, GMAW)	N/A	N/A
GTAW / SMAW current type / polarity (AC, DCEP, DCEN)	GTAW : DCEN, SMAW : DCEP	GTAW : DCEN, SMAW : DCEP

RESULT

Visual examination of completed weld (QW-302.4): ACCEPTABLE

- ☐ Bend Test
- ☐ Transverse root and face (QW-432.3(a)
- ☐ Longitudinal root and face (QW-432.3(b)
- ☐ Side (QW-462.2)
- ☐ Pipe bend specimen, corrosion-resistant overlay (QW-462.5 (c)
- ☐ Plate bend specimen, corrosion-resistant overlay (QW-462.5 (d)
- ☐ Macro test for fusion (QW-462.5 (b)
- ☐ Macro test for fusion (QW-462.5 (e)

Type	Result	Type	Result	Type	Result

Alternative radiographic examination result (QW-191): ACCEPTED BY INSPECTION REPORT NO.206669 DATED 30.09.2012
Fillet weld - fracture test (QW-180): N/A Length and percent of defect
Macro examination (QW-184): N/A Fillet size (in) - x - Contact / convexity (in)
Other tests: N/A
Film or specimens evaluated by: ANAND Company: INSPEC
Mechanical test conducted by: N/A Laboratory test no.: N/A
Welding supervised by: SATHISHKUMAR L S

We certify that the statement in this record are correct and that the test coupon were prepared, welded, and in accordance with the requirement of section IX of the ASME Boiler and Pressure Vessel Code.

	DODSAL	CONTRACTOR	COMPANY
NAME	SATHISH KUMAR L S	L. A. Bracan	TPD/PMC
SIGNATURE		A Kramer	14/10/12
DATE		12/10/12	

DODSAL ENGINEERING & CONSTRUCTION PTE LTD QA/QC DEPT. SGD PROJECT

CamScanner

Scanned with OKEN Scanner

eni saipem

Dodsal Engineering & Construction Pte.Ltd.

SHAH GAS DEVELOPMENT PROJECT
(SHAH PROCESS PLANT & SHAH SULPHUR RECOVERY UNITS)

Dodsal

Welder Performance Qualification Record (QW-484A)

Ref.Document: ASME SEC IX, DGS-63000-001 & DGS-00000-002



Record No: 150/+
Exam. Date: 01.10.2012
Subcontractor: DODSAL ENGG & CONST PTE.LTD

Contractor: SAIPEM SpA

Welder's Name: ARBIND KUMAR Identification no.: S 155

Test Description

Identification of WPS followed: 71-DOD-WPS-QAC-001, Rev.0 ☑ Test coupon ☐ Production weld
Specification of base metal (s): A 106 Gr B Thickness: 5.54 mm

Testing Condition and Qualification Limits

Welding Variable (QW-350)	Actual Values	
Welding process (es)	GTAW	GTAW
Type (ie; manual, weld metal, double-welded, etc.)	MANUAL	MANUAL
Backing (metal, weld metal, double-welded, etc.)	GTAW : WITHOUT BACKING	GTAW : WITH & WITHOUT BACKING
☐ Plate ☑ Pipe (enter diameter if pipe or tube)	2" Dia	1" OD & Above
Base metal P- or S- Number to P- or S- number	P1 to P1	P1 Through P15F, P34 P41 Through P49
Filler metal or electrodes specification (s) (SFA) (info. only)	GTAW : SFA 5.18	
Filler metal or electrode classification (s) (info. only)	GTAW : ER 70 S2	
Filler metal F-number (s)	GTAW : F6	GTAW : F6
Consumable insert (GTAW or PAW)	N/A	N/A
Filler type (solid / metal or flux cored / powder) (GTAW or PAW)	SOLID	SOLID
Deposit thickness for each process		
Process 1. GTAW 3 layers minimum ☐ Yes ☐ No	5.54MM	11.08mm
Process 2. SMAW 3 layers minimum ☐ Yes ☐ No	-	-
Position qualified (2G, 6G, 3F, etc.)	6G	All
Vertical progression (uphill or downhill)	Uphill	Uphill
Inert gas backing (GTAW, PAW, GMAW)	N/A	N/A
GTAW / SMAW current type / polarity (AC, DCEP, DCEN)	GTAW : DCEN	GTAW : DCEN

RESULT

Visual examination of completed weld (QW-302.4): ACCEPTABLE

- ☐ Bend Test
- ☐ Transverse root and face (QW-432.3(a)
- ☐ Longitudinal root and face (QW-432.3(b)
- ☐ Side (QW-462.2)
- ☐ Pipe bend specimen, corrosion-resistant overlay (QW-462.5 (c)
- ☐ Plate bend specimen, corrosion-resistant overlay (QW-462.5 (d)
- ☐ Macro test for fusion (QW-462.5 (b)
- ☐ Macro test for fusion (QW-462.5 (e)

Type	Result	Type	Result	Type	Result

Alternative radiographic examination result (QW-191): ACCEPTED BY INSPEC REPORT NO. 206683 DATED 02.10.2012
Fillet weld - fracture test (QW-180): N/A Length and percent of defect:
Macro examination (QW-184): N/A Fillet size (in) - x - Contact / convexity (in)
Other tests: N/A
Film or specimens evaluated by: ANAND Company: INSPEC
Mechanical test conducted by: N/A Laboratory test no.: N/A
Welding supervised by: SATHISHKUMAR L S

We certify that the statement in this record are correct and that the test coupon were prepared, welded, and in accordance with the requirement of section IX of the ASME Boiler and Pressure Vessel Code.

TPD/PME

	DODSAL	CONTRACTOR	COMPANY
NAME	SATHISHKUMAR L S		
SIGNATURE			14/10/12
DATE		12.10.12	

DEPT. A53

CamScanner

Scanned with OKEN Scanner

Dodsal Engineering & Construction Pte.Ltd.

SHAH GAS DEVELOPMENT PROJECT
(SHAH PROCESS PLANT & SHAH SULPHUR RECOVERY UNITS)

Welder Performance Qualification Record (QW-484A)

Ref.Document: ASME SEC IX, DGS-63000-001 & DGS-00000-002



Record No: 2608
Exam. Date: 25.01.2013
Subcontractor: DODSAL ENGG & CONST PTE.LTD

Contractor: SAIPEM SpA

Welder's Name: ARBIND KUMAR Identification no.: S 155

Test Description

Identification of WPS followed: 71-DOD-WPS-QAC-102, Rev.0 ☒ Test coupon ☐ Production weld
Specification of base metal (s): A 106 Gr B Thickness: 5.54 mm

Testing Condition and Qualification Limits

Welding Variable (QW-350)	Actual Values	
Welding process (es)	GTAW	GTAW
Type (ie; manual, weld metal, double-welded, etc.)	MANUAL	MANUAL
Backing (metal, weld metal, double-welded, etc.)	GTAW : WITHOUT BACKING	GTAW : WITH & WITHOUT BACKING
☐ Plate ☑ Pipe (enter diameter if pipe or tube)	2" Dia	1" OD & Above
Base metal P- or S- Number to P- or S- number	P 1 to P 1	P1 Through P15F, P34 P41 Through P49
Filler metal or electrodes specification (s) (SFA) (info. only)	GTAW : SFA 5.14	
Filler metal or electrode classification (s) (info. only)	GTAW : ER NiCrMo3	
Filler metal F-number (s)	GTAW : F43	GTAW : F41 TO F46
Consumable insert (GTAW or PAW)	N/A	N/A
Filler type (solid / metal or flux cored / powder) (GTAW or PAW)	SOLID	SOLID
Deposit thickness for each process		
Process 1. GTAW 3 layers minimum ■ Yes ☐ No	5.54 MM	11.08 mm Max
Process 2. SMAW 3 layers minimum ☐ Yes ☐ No	-	-
Position qualified (2G, 6G, 3F, etc.)	6G	All
Vertical progression (uphill or downhill)	UpHill	UpHill
Inert gas backing (GTAW, PAW, GMAW)	GTAW: ARGON BACKING	GTAW: ARGON BACKING
GTAW / SMAW current type / polarity (AC, DCEP, DCEN)	GTAW : DCEN	GTAW : DCEN

RESULT

Visual examination of completed weld (QW-302.4): ACCEPTABLE

- ☐ Bend Test
- ☐ Transverse root and face (QW-462.3(a))
- ☐ Longitudinal root and face (QW-462.3(b))
- ☐ Side (QW-462.2)
- ☐ Pipe bend specimen, corrosion-resistant overlay (QW-462.5 (c))
- ☐ Plate bend specimen, corrosion-resistant overlay (QW-462.5 (d))
- ☐ Macro test for fusion (QW-462.5 (b))
- ☐ Macro test for fusion (QW-462.5 (a))

Type	Result	Type	Result	Type	Result

Alternative radiographic examination result (QW-191): ACCEPTED BY INSPEC REPORT NO.214638 DATED 23.02.2013
Fillet weld - fracture test (QW-180): N/A Length and percent of defect:
Macro examination (QW-184): N/A Fillet size (in): - x - Contact / convexity (in):
Other tests: N/A
Film or specimens evaluated by: SHYAM Company: INSPEC
Mechanical test conducted by: N/A Laboratory test no.: N/A
Welding supervised by: SATHISHKUMAR L S

We certify that the statement in this record are correct and that the test coupon were prepared, welded, and in accordance with the requirement of section IX of the ASME Boiler and Pressure Vessel Code.

	DODSAL	CONTRACTOR	COMPANY
NAME	SATHISHKUMAR L S		APOSTOLIE IULIAN
SIGNATURE			
DATE			12 MAR 2013

Reviewed / Witnessed

CamScanner
Scanned with OKEN Scanner

Dodsal Engineering & Construction Pte.Ltd.

eni saipem

SHAH GAS DEVELOPMENT PROJECT
(SHAH PROCESS PLANT & SHAH SULPHUR RECOVERY UNITS)

Dodsal

Welder Performance Qualification Record (QW-484A)

Ref.Document: ASME SEC IX, DGS-63000-001 & DGS-00000-002



Record No: 2499
Exam. Date: 09.02.2013
Subcontractor: DODSAL ENGG & CONST PTE.LTD

Contractor: SAIPEM SpA

Welder's Name: ARBIND KUMAR Identification no.: S 155

Test Description: ☑ Test Coupon ☐ Production Weld

Identification of WPS followed: 71-DOD-WPS-QAC-006, Rev.0
Specification of base metal (s): A106 GR B Thickness: 18.26mm

Testing Condition and Qualification Limits

Welding Variable (QW-350)	Actual Values	Qualified Range
Welding process (es)	SMAW	SMAW
Type (ie; manual, weld metal, double-welded, etc.)	MANUAL	MANUAL
Backing (metal, weld metal, double-welded, etc.)	SMAW : WITH BACKING	SMAW : WITH BACKING
☐ Plate ☑ Pipe (enter diameter if pipe or tube)	10" Dia	2 7/8 OD & Above
Base metal P- or S- Number to P- or S- number	P1 to P1	P1 Through P15F, P34 P41 Through P49
Filler metal or electrodes specification (s) (SFA) (info. only)	SMAW : SFA 5.4	
Filler metal or electrode classification (s) (info. only)	SMAW: E 316L -15	
Filler metal F-number (s)	SMAW: F5	SMAW: F5
Consumable insert (GTAW or PAW)	N/A	N/A
Filler type (solid / metal or flux cored / powder) (GTAW or PAW)	N/A	N/A
Deposit thickness for each process		
Process 1. GTAW 3 layers minimum ☐ Yes ☐ No	N/A	N/A
Process 2. SMAW 3 layers minimum ☐ Yes ☐ No	15mm	UNLIMITED
Position qualified (2G, 6G, 3F, etc.)	6G	All
Vertical progression (uphill or downhill)	Uphill	Uphill
Inert gas backing (GTAW, PAW, GMAW)	N/A	N/A
GTAW / SMAW current type / polarity (AC, DCEP, DCEN)	SMAW : DCEP	SMAW : DCEP

RESULT

Visual examination of completed weld (QW-302.4): ACCEPTABLE

- ☐ Bend Test
- ☐ Transverse root and face (QW-432.3(a)
- ☐ Longitudinal root and face (QW-432.3(b)
- ☐ Side (QW-462.2)
- ☐ Pipe bend specimen, corrosion-resistant overlay (QW-462.5 (c)
- ☐ Plate bend specimen, corrosion-resistant overlay (QW-462.5 (d)
- ☐ Macro test for fusion (QW-462.5 (b)
- ☐ Macro test for fusion (QW-462.5 (e)

Type	Result	Type	Result	Type	Result

Alternative radiographic examination result (QW-191): ACCEPTED BY INSPECTION REPORT NO 219935 DATED 10.02.2013
Fillet weld - fracture test (QW-180): N/A Length and percent of defect:
Macro examination (QW-184): N/A Fillet size (in) - X - Contact / convexity (in):
Other tests: N/A
Film or specimens evaluated by: ANAND Company: INSPEC
Mechanical test conducted by: N/A Laboratory test no.: N/A
Welding supervised by: SATHISHKUMAR L S

We certify that the statement in this record are correct and that the test coupon were prepared, welded, and in accordance with the requirement of section IX of the ASME Boiler and Pressure Vessel Code.

	DODSAL	CONTRACTOR	COMPANY
NAME	SATHISHKUMAR L S		
SIGNATURE			
DATE			18/2/2013

DODSAL ENGINEERING & CONSTRUCTION PTE LTD QA/QC DEPT.

Saipem S.p.A. Quality Control No. 08

CamScanner

Scanned with OKEN Scanner

SHAH project EPC 2&3 - UAE
Welder Identification Card

eni saipem | Dodsal

Name : ARBIND KUMAR				
Identification No : S 155				
Certified By Saipem QC	Qualified as per ASME BPVC Sec IX			
WPS No.	Material	Process	Position	Test
QAC-001	CS	GTAW	6G	5.54 mm 2"



Saipem S.p.A. Quality Control No. 02 29 SHAH GAS DEVELOPMENT PROJECT

SHAH project EPC 2&3 - UAE
Welder Identification Card

eni saipem | Dodsal

Name : ARBIND KUMAR				
Identification No : S 155				
Certified By Saipem QC	Qualified as per ASME BPVC Sec IX			
WPS No.	Material	Process	Position	Test
QAC-002	INCONEL	GTAW	6G	5.54 mm 2"



Saipem S.p.A. Quality Control No. 02 29 SHAH GAS DEVELOPMENT PROJECT

SHAH project EPC 2&3 - UAE
Welder Identification Card

eni saipem | Dodsal

Name : ARBIND KUMAR				
Identification No : S 155				
Certified By Saipem QC	Qualified as per ASME BPVC Sec IX			
WPS No.	Material	Process	Position	Test
QAC-006	SS	SMAW	6G	18.26 mm 10"



Saipem S.p.A. Quality Control No. 02 29 SHAH GAS DEVELOPMENT PROJECT

SHAH project EPC 2&3 - UAE
Welder Identification Card

eni saipem | Dodsal

Name : ARBIND KUMAR				
Identification No : S 155				
Certified By Saipem QC	Qualified as per ASME BPVC Sec IX			
WPS No.	Material	Process	Position	Test
QAC-002	CS	GTAW + SMAW	6G	18.26 mm 10"



Saipem S.p.A. Quality Control No. 02 39 SHAH GAS DEVELOPMENT PROJECT

CamScanner

Scanned with OKEN Scanner

SHAH project EPC 2&3 - UAE
Welder Identification Card

Thickness Qualified.	Process	Qualification Ranges
GTAW - 11.08mm Max.	GTAW	1" OD & Above P1 Through P15F, P34 P41 Through P49 All Positions F.No.- F6
Issued By: REUBAN S.MOSES Date: 14/10/12		

SHAH project EPC 2&3 - UAE
Welder Identification Card

Thickness Qualified.	Process	Qualification Ranges
GTAW –11.05mm Max.	GTAW	1" OD & Above P1 Through P15F, P34 P41 Through P49 All Positions F.No.- F41 TO F46
Issued By: SHAJU Date: 04/02/13		

SHAH project EPC 2&3 - UAE
Welder Identification Card

Thickness Qualified	Process	Qualified Ranges
SMAW – Unlimited	SMAW	2-7/8" OD & Above P1 Through P15F, P34 P41 Through P49 All Positions F.No.- F5 (With Backing only)
Issued By: SHAJU Date: 14/02/13		

SHAH project EPC 2&3 - UAE
Welder Identification Card

Thickness Qualified	Process	Qualified Ranges
GTAW - 6.52mm Max. SMAW - UNLIMITED	GTAW + SMAW	2-7/8" OD & Above P1 Through P15F, P34 P41 Through P49 All Positions F.No. – GTAW : F6 SMAW : F1,F2, F3 & F4 (With Backing only)
Issued By: REUBAN S.MOSES Date: 14/10/12		

CamScanner

Scanned with OKEN Scanner

ESSAR PROJECTS (INDIA) LTD

Welder Performance Qualification Record (WPQR)

ESSAR

Project : 2x600 MW SALAYA POWER PLANT PROJECTS
Construction Contractor : Karmanidhi Engineering Private Limited
Welder Name : Mr. Arvind Gond

Welder No : W-002



Test Description

Identification of WPS Followed: EPIL/SAL/WPS/02
Specification of Base Metal(s) : A 106 GR. B
Test Coupon/Production Weld : Test Coupon

Thickness : 8.5 mm
Test Date : 08/05/2011

Testing Condition And Qualification Limits

Sl.No	Welding Variables (QW-350)	Actual values	Range Qualified
1	Welding Process(es)	GTAW+SMAW	GTAW+SMAW
2	Type (i.e., Manual, semi-automatic) used	MANUAL	MANUAL
3	Backing (Metal, Weld Metal,Double-Welded, etc)	GTAW without & SMAWwith weld metal	GTAW(with or without) & SMAW with weld metal
4	Plate / pipe (enter Diameter of Pipe or Tube)	3" OD	2 7/8" OD & Above
5	Base Metal P or S –Number to P or S – Number	P1 TO P1	P NO. 1 through P. NO. 11
6	Filler Metal or Electrode Specification(s)	ER70S2 & E7018	ER70S2 & E7018
7	Filler Metal F – Number (s)	F. NO. 6 without & F. No. 4 with backing	F. No. 6 with or without backing & F. NO. 1 to 4 with backing
8	Consumable insert (GTAW or PAW)	NIL	NIL
9	Filler type (solid/metal or flux cored / powder) GTAW OR PAW	SOLID	SOLID
10	Deposit Thickness of each process	GTAW-3mm & SMAW-5.5mm	GTAW-6MM & SMAW-11MM
11	Position Qualified	6G	ALL POSITION
12	Vertical progression(uphill or downhill)	UPHILL	UPHILL
13	Type fuel gas (OFW)	NA	NA
14	Inert gas backing (GTAW, Paw, GMAW)	NIL	NIL
15	Transfer mode (spray/globular of pulse to short circuit-GMAW)	NA	NA
16	Current type / Polarity (AC, DCEP, DCEN)	GTAW-DCEN.SMAW-DCEP	GTAW-DCEN,SMAW-DCEP/DCEN

RESULTS

Visual Examination of Completed weld (QW- 302.4):SATISFACTORY

1. **Fillet Weld Fracture Test : NA**
2. **Macro Examination : NA**
3. **Radiographic Examination: RT Report No.1846/WQT/KNEPL/145/1 & Date: 09/05/2011 RT Report : Accepted**

Test Witnessed By : Mr. Harshit Dave(EPIL-QA/QC)

Remarks : We Certify that statement: In these records are correct and that the test coupons were prepared welded and tested in accordance with requirements of ASME SECTION IX 2007

Signature		for	
Name	Umesh Singh	R.THIAGARAJ	
Date	2/6/2011		
	Construction Contractor	**EPIL**	**EPMCL**

(EPIL-QA/QC)

CamScanner
Scanned with OKEN Scanner

ESSAR

ESSAR PROJECTS INDIA LIMITED
2x600 MW SALAYA P.P. PROJECT
WELDER IDENTITY CARD



CONT. NAME :- Karmanidhi Engg. Pvt. Ltd.

NAME:- Mr. Arvind Gond

WELDER NO: W-002

VALID UPTO:- TILL SATISFACTORY

APPROVING AUTHORITY

KARMANIDHI ENGINEERING PVT. LTD. QA / QC

QUALIFICATION DETAILS

DATE OF TEST	PROCESS	MATE. SPEC.	TYPE OF WELD	FILLER/ ELECT. SPEC.	THK/ SIZE	TEST POS.	QUALIFICATION RANGE.		SIGN.
							Size/thk.	Pos.	
8/5/2011	GTAW + SMAW	A 106 GR. B	BW	ER70S2 & E7018	8.5mm/ 3"OD	6G	17mm/ 2 7/8" OD&above	ALL	

(EPIL-QA/ac)

CamScanner

Scanned with OKEN Scanner

AEL. RISHAV-3
TEPDU

Larsen & Toubro Limited (HCP)
J3 Project, Jamnagar

WELDER'S IDENTIFICATION CARD

As per ASME Section IX

Name : Arvind kr. Gond.

Welder No. : R-16965

L & T QC : Bharat Akbari

Approved by : R.C. MAJI

Project : RIL-J8/PCB-DTA.

Sign.

RAMES



CamScanner

Scanned with OKEN Scanner

Sr. No	02.	01.
WPS No.	14118	11110
Material Specification with P. No.	A106 Gr B P1	A106 GTB P-1
Thickness Range Qualified	11.04 mm max	GTAW-08 mm SMAW-max to be welded
Process	GTAW	GTAW + SMAW
OD Range Qualified	25 mm OD & above	27/8" & above
Electrode Specification with F No.	ER70S-G-F6	E7018-F4 ER70S-G-F6
Position	6G	6G
Date of Test	21/07/15	22/07/15
Valid Upto	till satisfactory performance	Till satisfactory performance
Signature L&T	Rej	Rej
Signature RIL	Atul	Atul

CamScanner
Scanned with OKEN Scanner

Rotostat
PASSION FOR PRECISION

Rotostat Services Pvt. Ltd.,
Mumbai



WELDER ID CARD

Name of Welder:- Arbind Kumar

Welder No. :- W-670

Site:- RIL-DMD

ROTOSTAT SERVICES PVT. LTD.

Lance

RSPL QA/QC

Approved By,
Client (Insp. Dept.)

CamScanner
Scanned with OKEN Scanner

S.No.	Material	Type of Weld	Filler/ Electrode	Position	Dia/Sch	Date of Test	Valid up To	Signature
1)	CS	BW	ER-70S-2	6G	2"/40	24/10/23	20/4/24	
2)	DSS	BW	ER-2209	6G	2"/40	24/10/23	20/4/24	

CamScanner

Scanned with OKEN Scanner

FORMAT NO. OIL\HCU-II\MECH-09,REV-0

OFFSHORE INFRASTRUCTURES LTD.

HCU-II, REVAMP, MRPL PROJECT
WELDER'S IDENTIFICATION CARD



WELDER NAME : ARVIND KUMAR
WELDER NO. : PA- 298
WELDLING PROCESS : GTAW + SMAW

VALIDITY : TILL SATISFACTION PERFORMANCE

OIL P.K.SINGH

EIL ENGINEERS INDIA LIMITED

SR. NO	WPS NO	MATE-RIAL	POS.	QUALIFICATION RANGE		FILLER METAL	DATE OF TEST	SIGNATURE	
				DIA	THK.			OIL	EIL
01	04	A-106 Gr. B	6G	6" DIA X 7.11 MM	Upto 14.22 MM & Above Thickness	ER-70S2 + E-7018	10.06.14		

REMARKS : NIL

CamScanner
Scanned with OKEN Scanner

ESSAR

ESSAR PROJECTS INDIA LTD
ESSAR OIL REFINERY SITE
WELDER IDENTITY CARD

Wps No	: EPIL/WPS/02
Name	: ARVIND GOND
Stamp No.	: EPIL/02
Welding Process	: GTAW+SMAW
Type	: Manual
Position Approved	: 6 G ALL POSTION
Material	: A106 GR B
Thickness Range	: UP TO 14.22MM(max)
Filler Metal	: ER70S2 & 7018
Project	: Essar Projects(I) LTD
Location	: SRU REVAMP
Date of Test	: 08.05.2011
Validity	: Till Satisfactory Performance
Specimen Signature Of Welder	:

ESSAR

ESSAR PROJECTS INDIA LTD
ESSAR OIL REFINERY SITE
WELDER IDENTITY CARD



RBM CONSTRUCTION CO. JAMNAGAR

RBM QA/QC

EPMCL

CamScanner

Scanned with OKEN Scanner





CamScanner

Scanned with OKEN Scanner